

School District Financial Profile

Mahomet-Seymour CUSD 3
Unit
09-010-0030-26

Located in : Mahomet Champaign
Superintendent: Dr. Lindsey A Hall

Basis of Accounting: Cash
Under Tax Cap: No

Financial Indicators :

Historical Data

Fund Balance to Revenue Ratio :

	2014	2015	2016	2017	2018	Score	
	0.28	0.266	0.266	0.249	0.230	3	
						Weighted Score	1.05

(Includes Educational, Operations & Maintenance, Transportation, Working Cash, and negative IMRF/FICA Funds)

Total Fund Balance divided by
Total Revenue

5,902,405
25,609,024

The Fund Balance to Revenue Ratio reflects the impact of additional revenues to the existing fund balances of the district. Fund Balances, to a district, can be viewed as savings or checking account balances to the average citizen. A ratio of .25 or greater scores 4, between .25 and .10 scores 3, between .10 and zero scores 2 and a negative fund balance to revenue ratio scores 1.

Expenditure to Revenue Ratio :

	2014	2015	2016	2017	2018	Score	
	1.06	1.02	0.968	1.014	1.019	3	
						Weighted Score	1.05

(Includes Educational, Operations & Maintenance, Transportation, and Working Cash Funds)

Total Expenditure divided by
Total Revenues

26,083,067
25,609,024

The Expenditure to Revenue Ratio represents how much the school district is spending for every dollar they are bringing in as revenue. Equal to or less than \$1.00 has a score of 4, between \$1.00 and \$1.10 scores 3, between \$1.10 and \$1.20 scores 2 and spending of greater than \$1.20 scores 1. One-time expenditures made by the district, including construction costs, are included in this ratio. Upon review of the remaining fund balance when deficit spending occurs, the indicator score may be adjusted.

Days Cash on Hand :

	2014	2015	2016	2017	2018	Score	
	94	94	99	89	82	2	
						Weighted Score	0.20

(Includes Educational, Operations & Maintenance, Transportation, and Working Cash Funds)

Cash on Hand divided by
Expenditures per Day

5,906,071
72,453

Days Cash on Hand reflects the number of days a school district would be able to pay their average bills without any additional revenues. 180 days or greater scores 4, between 90 and 180 scores 3, between 30 and 90 scores 2 and less than 30 days of cash on hand scores 1.

% of Short-Term Borrowing Max. Remaining :

	2014	2015	2016	2017	2018	Score	
	100.00	100.00	100.00	100.00	100.00	4	
						Weighted Score	0.40

Tax Anticipation Warrants
Short-Term Debt Max. Available

0
8,904,210

Based on Tax Anticipation Warrants, this represents how much short-term debt the district may incur.

% of Long-Term Debt Margin Remaining :

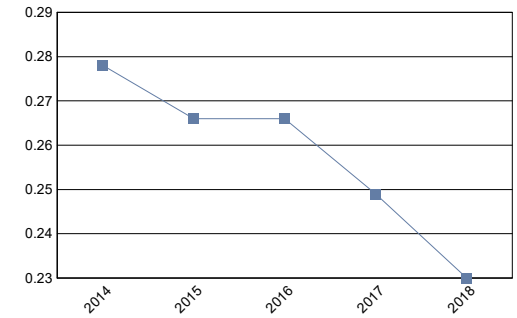
	2014	2015	2016	2017	2018	Score	
	19.02	29.15	13.680	22.01	17.92	1	
						Weighted Score	0.10

Long-Term Debt Amount

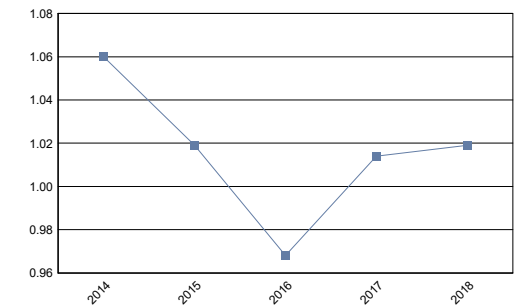
37,664,962

Represents how much long-term debt the district may incur.

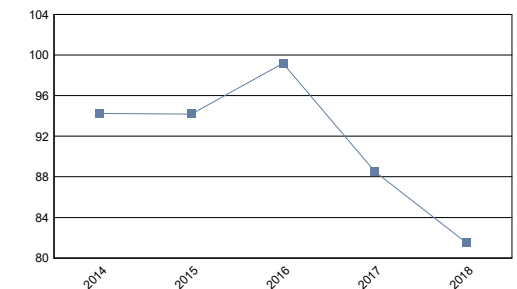
Fund Balance to Revenue Ratio



Expenditure to Revenue Ratio



Days Cash on Hand



FY 17 Profile Score 2.80

FY 18 Profile Score 2.80

Early Warning

School District Financial Profile

Mahomet-Seymour CUSD 3
 Unit
 09-010-0030-26

Located in : Mahomet Champaign
 Superintendent: Dr. Lindsey A Hall

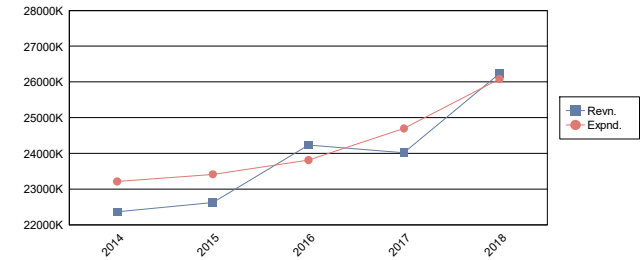
Basis of Accounting: Cash
 Under Tax Cap: No

Historical Data

***Operating Funds Summary :**

	2014	2015	2016	2017	2018
Beginning Fund Balance	4,971,979	6,523,118	5,754,127	6,172,609	5,736,836
+ Revenues	22,361,374	22,621,862	24,229,303	24,019,492	26,237,699
- Expenditures	23,211,986	23,414,958	23,813,246	24,701,487	26,083,067
= Results of Operations	(850,612)	(793,096)	416,057	(681,995)	154,632
+ Other Receipts and Adjustments	2,401,751	24,105	2,425	246,222	586,314
Ending Fund Balance	6,523,118	5,754,127	6,172,609	5,736,836	6,477,782
Working Cash Ending Fund Balance	3,882,516	4,034,045	3,713,265	3,750,518	3,677,171

Revenues and Expenditures



* The Operating Funds include the Educational, Operations and Maintenance, Transportation and Working Cash Funds. For further analysis of the district's ability to levy and transfer monies into the operations of a district, the Working Cash Fund has been pulled separate below. Districts may transfer money from the working cash fund to any of the operating funds as a loan.