

**Mahomet-Seymour CUSD #3
Board of Education**

**August 21, 2017
Regular Meeting Packet**



MAHOMET-SEYMOUR CUSD #3

1301 S. Bulldog Dr., PO Box 229, Mahomet, IL 61853

Phone (217) 586-2161, Fax (217) 586-7591

Dr. Lindsey Hall, Superintendent



www.mahometseymour.org

Board of Education: Max McComb (P), Cheryl Melchi (VP), Lance Raver (S), Merle Giles, Nezar Kassem, Lori Larson, Jenny Park,

BOARD OF EDUCATION MEETING
Board Conference Room – Middletown Prairie Elementary
August 21, 2017

7:00 p.m. Regular Board Meeting

1. Call to Order
2. Roll Call
3. Pledge of Allegiance
4. Approval of Agenda Discussion/Action
5. Consent Agenda Items Discussion/Action
 - Minutes
 - Bills
 - Treasurer's Report
 - Personnel Changes
 - Records Management
6. Donations
7. Communication from PTO, MSEA, Foundation, Visitors
8. Reports, Updates & Informational Items
 - i. Board Communication
 - ii. Financial Update: Trent Nuxoll
 - iii. Superintendent Report: Dr. Lindsey Hall
9. Regular Business:
 - A. Unfinished Business:
 - B. New Business:
 1. Approval of Phase II Project Manager: Dr. Hall Discussion/Action
10. Closed Session:
11. Adjournment

Upcoming Meetings

August 24 – Special Meeting – Board Training, MPE Board Conference Room, 5:30 p.m.

September 18 – Regular Board Meeting, MPE Board Conference Room, 7:00 p.m.

**BOARD OF EDUCATION
MAHOMET-SEYMOUR COMMUNITY UNIT SCHOOL DISTRICT No. 3
Mahomet, Illinois**

Agenda Item No.: 5.

Date: August 21, 2017

Presented by: Max McComb

ACTION

TOPIC:

Consent Agenda Items

CONSENT AGENDA ITEMS:

- Minutes for the July 17, 2017 Regular Meeting – Open and Closed Sessions
- Minutes for the August 7, 2017 Study Session – Open and Closed Sessions
- Bills as presented
- Treasurer’s Report as presented
- Personnel Changes as presented
- Records Management for the destruction of the verbatim records of all closed meetings for February, 2015. The written minutes of these meetings have been previously approved.

SUPERINTENDENT'S RECOMMENDATION:

The Superintendent recommends the Board of Education approve the *Consent Agenda items* as presented.

BATCH		INVOICE						CHECK		CHECK		AMOUNT
NUMBER	VENDOR	NUMBER	PO NUMBER	ACCOUNT NUMBER			ACCOUNT DESCRIPTION	TYPE	CHECK #	DATE		
0821	8 to 18 MEDIA	INV-000316	21718035	10E002	1540	4100	02 000000	EDUCATION FUND/MS JUNIOR HIGH/GENERAL SU	R	8826	08/21/2017	200.00
Totals for 8 to 18 MEDIA											200.00	
0821	ABSOLUTE AUTO GLASS INC	4884	81718172	40E000	2550	3230	00 000000	TRANSPORTATION FUND/PUPIL TRANSPORTATION	R	8827	08/21/2017	125.00
Totals for ABSOLUTE AUTO GLASS INC											125.00	
0821	ACCESS LOCKSMITHS & SECUR	5259	131718053	80E000	2367	3900	00 000000	TORT IMMUNITY AND JUDGMENT FUN/EDUCATION	R	8828	08/21/2017	4,745.00
0821	ACCESS LOCKSMITHS & SECUR	5216	131718092	20E001	2540	3230	00 000000	OPER, BUILD, & MAINT FUND/MS HIGH SCHOOL	R	8828	08/21/2017	225.00
0821	ACCESS LOCKSMITHS & SECUR	5216	131718092	20E001	2540	4100	00 000000	OPER, BUILD, & MAINT FUND/MS HIGH SCHOOL	R	8828	08/21/2017	350.00
Totals for ACCESS LOCKSMITHS & SECURITY											5,320.00	
0821	ACE HARDWARE	discount	0	20E000	2540	4100	00 000000	OPER, BUILD, & MAINT FUND/OPERATION MAIN	R	8830	08/21/2017	-25.10
0821	ACE HARDWARE	125247	11718011	10E001	1130	3230	00 000000	EDUCATION FUND/MS HIGH SCHOOL/HIGH SCHOO	R	8830	08/21/2017	149.88
0821	ACE HARDWARE	125476	21718036	10E002	1120	3230	00 000000	EDUCATION FUND/MS JUNIOR HIGH/MIDDLE-JUN	R	8830	08/21/2017	13.76
0821	ACE HARDWARE	125521	21718036	10E002	1120	3230	00 000000	EDUCATION FUND/MS JUNIOR HIGH/MIDDLE-JUN	R	8830	08/21/2017	27.28
0821	ACE HARDWARE	125586	21718036	10E002	1120	3230	00 000000	EDUCATION FUND/MS JUNIOR HIGH/MIDDLE-JUN	R	8830	08/21/2017	35.88
0821	ACE HARDWARE	125659	21718036	10E002	1120	3230	00 000000	EDUCATION FUND/MS JUNIOR HIGH/MIDDLE-JUN	R	8830	08/21/2017	12.20
0821	ACE HARDWARE	125662	21718036	10E002	1120	3230	00 000000	EDUCATION FUND/MS JUNIOR HIGH/MIDDLE-JUN	R	8830	08/21/2017	3.14
0821	ACE HARDWARE	125032	81718078	40E000	2550	4120	00 000000	TRANSPORTATION FUND/PUPIL TRANSPORTATION	R	8830	08/21/2017	2.64
0821	ACE HARDWARE	125119	81718090	40E000	2550	4100	00 000000	TRANSPORTATION FUND/PUPIL TRANSPORTATION	R	8830	08/21/2017	43.18
0821	ACE HARDWARE	125119	81718090	40E000	2550	4120	00 000000	TRANSPORTATION FUND/PUPIL TRANSPORTATION	R	8830	08/21/2017	15.29
0821	ACE HARDWARE	125175	81718091	40E000	2550	4120	00 000000	TRANSPORTATION FUND/PUPIL TRANSPORTATION	R	8830	08/21/2017	16.19
0821	ACE HARDWARE	125194	81718105	40E000	2550	3140	00 000000	TRANSPORTATION FUND/PUPIL TRANSPORTATION	R	8830	08/21/2017	25.98
0821	ACE HARDWARE	125194	81718105	40E000	2550	4120	00 000000	TRANSPORTATION FUND/PUPIL TRANSPORTATION	R	8830	08/21/2017	15.28
0821	ACE HARDWARE	125228	81718106	40E000	2550	4120	00 000000	TRANSPORTATION FUND/PUPIL TRANSPORTATION	R	8830	08/21/2017	5.46
0821	ACE HARDWARE	125320	81718116	40E000	2550	4100	00 000000	TRANSPORTATION FUND/PUPIL TRANSPORTATION	R	8830	08/21/2017	3.59
0821	ACE HARDWARE	125329	81718124	40E000	2550	4120	00 000000	TRANSPORTATION FUND/PUPIL TRANSPORTATION	R	8830	08/21/2017	11.03
0821	ACE HARDWARE	125381	81718125	40E000	2550	4120	00 000000	TRANSPORTATION FUND/PUPIL TRANSPORTATION	R	8830	08/21/2017	5.39
0821	ACE HARDWARE	125379	81718126	40E000	2550	4130	00 000000	TRANSPORTATION FUND/PUPIL TRANSPORTATION	R	8830	08/21/2017	28.38
0821	ACE HARDWARE	125491	81718138	40E000	2550	4120	00 000000	TRANSPORTATION FUND/PUPIL TRANSPORTATION	R	8830	08/21/2017	35.60
0821	ACE HARDWARE	125309	81718139	40E000	2550	4120	00 000000	TRANSPORTATION FUND/PUPIL TRANSPORTATION	R	8830	08/21/2017	23.72
0821	ACE HARDWARE	125483	81718140	40E000	2550	3140	00 000000	TRANSPORTATION FUND/PUPIL TRANSPORTATION	R	8830	08/21/2017	13.99
0821	ACE HARDWARE	125483	81718140	40E000	2550	4120	00 000000	TRANSPORTATION FUND/PUPIL TRANSPORTATION	R	8830	08/21/2017	92.09
0821	ACE HARDWARE	125660	81718145	40E000	2550	4100	00 000000	TRANSPORTATION FUND/PUPIL TRANSPORTATION	R	8830	08/21/2017	1.35
0821	ACE HARDWARE	125577	81718146	40E000	2550	4100	00 000000	TRANSPORTATION FUND/PUPIL TRANSPORTATION	R	8830	08/21/2017	14.37
0821	ACE HARDWARE	125657	81718147	40E000	2550	4120	00 000000	TRANSPORTATION FUND/PUPIL TRANSPORTATION	R	8830	08/21/2017	19.78
0821	ACE HARDWARE	125554	81718148	40E000	2550	4120	00 000000	TRANSPORTATION FUND/PUPIL TRANSPORTATION	R	8830	08/21/2017	14.18
0821	ACE HARDWARE	125030	81718152	40E000	2550	4120	00 000000	TRANSPORTATION FUND/PUPIL TRANSPORTATION	R	8830	08/21/2017	40.63
0821	ACE HARDWARE	125158	81718153	40E000	2550	4120	00 000000	TRANSPORTATION FUND/PUPIL TRANSPORTATION	R	8830	08/21/2017	7.72

BATCH		INVOICE							CHECK		CHECK		AMOUNT
NUMBER	VENDOR	NUMBER	PO NUMBER	ACCOUNT NUMBER			ACCOUNT DESCRIPTION	TYPE	CHECK #	DATE			
0821	ACE HARDWARE	125195	81718154	40E000	2550	4120	00 000000	TRANSPORTATION FUND/PUPIL TRANSPORTATION	R	8830	08/21/2017	4.99	
0821	ACE HARDWARE	125339	81718155	40E000	2550	4120	00 000000	TRANSPORTATION FUND/PUPIL TRANSPORTATION	R	8830	08/21/2017	12.11	
0821	ACE HARDWARE	125206	131718058	20E000	2540	4100	00 000000	OPER, BUILD, & MAINT FUND/OPERATION MAIN	R	8830	08/21/2017	19.33	
											Totals for ACE HARDWARE	689.31	
0821	ACT	125849	121617051	10E000	2230	4100	00 000000	EDUCATION FUND/ASSESSMENT/TESTING/GENERA	R	8831	08/21/2017	9,817.50	
											Totals for ACT	9,817.50	
0821	AFTERSHOCK DECAL & DESIGN 5774		11718034	10E001	1130	4100	00 000000	EDUCATION FUND/MS HIGH SCHOOL/HIGH SCHOO	R	8832	08/21/2017	2,500.00	
											Totals for AFTERSHOCK DECAL & DESIGN	2,500.00	
0821	AIMS ASSOC OF MIDDLE GRAD AUG17		21718048	10E002	1120	4100	00 000000	EDUCATION FUND/MS JUNIOR HIGH/MIDDLE-JUN	R	8833	08/21/2017	300.00	
											Totals for AIMS ASSOC OF MIDDLE GRADE SC	300.00	
0821	ALAN ENVIRONMENTAL PRODUC 8602		131718082	20E001	2540	4100	00 000000	OPER, BUILD, & MAINT FUND/MS HIGH SCHOOL	R	8834	08/21/2017	583.92	
0821	ALAN ENVIRONMENTAL PRODUC 8602		131718082	20E001	2540	4100	00 000000	OPER, BUILD, & MAINT FUND/MS HIGH SCHOOL	R	8834	08/21/2017	36.98	
											Totals for ALAN ENVIRONMENTAL PRODUCTS I	620.90	
0821	ALPHA CONTROLS & SERVICES 17S015-2		131617419	20E000	2540	3230	00 000000	OPER, BUILD, & MAINT FUND/OPERATION MAIN	R	8835	08/21/2017	3,595.50	
0821	ALPHA CONTROLS & SERVICES 17S015-2		131617419	60E002	2530	5400	00 000000	CAPITAL PROJECTS FUND OR FUND/MS JUNIOR	R	8835	08/21/2017	3,595.50	
0821	ALPHA CONTROLS & SERVICES W28076		131718070	20E000	2540	3230	00 000000	OPER, BUILD, & MAINT FUND/OPERATION MAIN	R	8835	08/21/2017	539.81	
0821	ALPHA CONTROLS & SERVICES W28172		131718071	60E002	2530	3000	00 000000	CAPITAL PROJECTS FUND OR FUND/MS JUNIOR	R	8835	08/21/2017	7,248.17	
											Totals for ALPHA CONTROLS & SERVICES LLC	14,978.98	
0821	AMEREN ILLINOIS	6729278735	0	20E001	2540	4660	00 000000	OPER, BUILD, & MAINT FUND/MS HIGH SCHOOL	R	8836	08/21/2017	8,031.62	
0821	AMEREN ILLINOIS	6717724179	0	20E002	2540	4660	00 000000	OPER, BUILD, & MAINT FUND/MS JUNIOR HIGH	R	8836	08/21/2017	1,035.31	
0821	AMEREN ILLINOIS	0953575210	0	20E003	2540	4660	00 000000	OPER, BUILD, & MAINT FUND/LINCOLN TRAIL/	R	8836	08/21/2017	1,747.43	
0821	AMEREN ILLINOIS	2416520338	0	20E004	2540	4660	00 000000	OPER, BUILD, & MAINT FUND/SANGAMON/OPERA	R	8836	08/21/2017	894.13	
0821	AMEREN ILLINOIS	3250280018	0	20E005	2540	4660	00 000000	OPER, BUILD, & MAINT FUND/MECC/OPERATION	R	8836	08/21/2017	17.58	
0821	AMEREN ILLINOIS	2598024101	0	20E005	2540	4660	00 000000	OPER, BUILD, & MAINT FUND/MECC/OPERATION	R	8836	08/21/2017	4,816.28	
0821	AMEREN ILLINOIS	9839277295	0	20E007	2540	4660	00 000000	OPER, BUILD, & MAINT FUND/CAIR/OPERATION	R	8836	08/21/2017	314.76	
0821	AMEREN ILLINOIS	1879261616	0	20E000	2540	4660	00 000000	OPER, BUILD, & MAINT FUND/OPERATION MAIN	R	8836	08/21/2017	102.87	
0821	AMEREN ILLINOIS	9494311377	0	40E000	2550	4660	00 000000	TRANSPORTATION FUND/PUPIL TRANSPORTATION	R	8836	08/21/2017	315.59	
0821	AMEREN ILLINOIS	7966560659	0	20E001	2540	4650	00 000000	OPER, BUILD, & MAINT FUND/MS HIGH SCHOOL	R	8836	08/21/2017	1,101.66	
0821	AMEREN ILLINOIS	4921188338	0	20E002	2540	4650	00 000000	OPER, BUILD, & MAINT FUND/MS JUNIOR HIGH	R	8836	08/21/2017	378.43	
0821	AMEREN ILLINOIS	5610440492	0	20E003	2540	4650	00 000000	OPER, BUILD, & MAINT FUND/LINCOLN TRAIL/	R	8836	08/21/2017	371.03	
0821	AMEREN ILLINOIS	1230157771	0	20E004	2540	4650	00 000000	OPER, BUILD, & MAINT FUND/SANGAMON/OPERA	R	8836	08/21/2017	139.54	
0821	AMEREN ILLINOIS	2598024129	0	20E005	2540	4650	00 000000	OPER, BUILD, & MAINT FUND/MECC/OPERATION	R	8836	08/21/2017	89.90	
0821	AMEREN ILLINOIS	1727419217	0	20E007	2540	4650	00 000000	OPER, BUILD, & MAINT FUND/CAIR/OPERATION	R	8836	08/21/2017	90.23	

BATCH		INVOICE				CHECK		CHECK		AMOUNT
NUMBER	VENDOR	NUMBER	PO NUMBER	ACCOUNT NUMBER	ACCOUNT DESCRIPTION	TYPE	CHECK #	DATE		
0821	AMEREN ILLINOIS	2033331857	0	20E000 2540 4650 00 000000	OPER, BUILD, & MAINT FUND/OPERATION MAIN	R	8836	08/21/2017	87.01	
0821	AMEREN ILLINOIS	8576054257	0	40E000 2550 4650 00 000000	TRANSPORTATION FUND/PUPIL TRANSPORTATION	R	8836	08/21/2017	85.88	
0821	AMEREN ILLINOIS	8759256335	0	40E000 2550 4650 00 000000	TRANSPORTATION FUND/PUPIL TRANSPORTATION	R	8836	08/21/2017	88.93	
Totals for AMEREN ILLINOIS									19,708.18	
0821	AMERICAN PEST CONTROL	AUG17	121718043	80E000 2367 3900 00 000000	TORT IMMUNITY AND JUDGMENT FUN/EDUCATION	R	8837	08/21/2017	4,740.00	
0821	AMERICAN PEST CONTROL	AUG17	121718043	80E000 2367 3900 00 000000	TORT IMMUNITY AND JUDGMENT FUN/EDUCATION	R	8837	08/21/2017	-237.00	
Totals for AMERICAN PEST CONTROL									4,503.00	
0821	BACON & VAN BUSKIRK GLASS	I087945	131718069	20E004 2540 3230 00 000000	OPER, BUILD, & MAINT FUND/SANGAMON/OPERA	R	8838	08/21/2017	135.00	
0821	BACON & VAN BUSKIRK GLASS	I087945	131718069	20E003 2540 3230 00 000000	OPER, BUILD, & MAINT FUND/LINCOLN TRAIL/	R	8838	08/21/2017	135.00	
0821	BACON & VAN BUSKIRK GLASS	I087945	131718069	20E003 2540 4100 00 000000	OPER, BUILD, & MAINT FUND/LINCOLN TRAIL/	R	8838	08/21/2017	86.28	
0821	BACON & VAN BUSKIRK GLASS	I087945	131718069	20E004 2540 4100 00 000000	OPER, BUILD, & MAINT FUND/SANGAMON/OPERA	R	8838	08/21/2017	14.81	
Totals for BACON & VAN BUSKIRK GLASS CO									371.09	
0821	BANKCO DOOR LLC	6789	81718158	40E000 2550 4120 00 000000	TRANSPORTATION FUND/PUPIL TRANSPORTATION	R	8839	08/21/2017	89.95	
Totals for BANKCO DOOR LLC									89.95	
0821	BERG TANKS	43452	81718157	40E000 2550 4120 00 000000	TRANSPORTATION FUND/PUPIL TRANSPORTATION	R	8840	08/21/2017	150.00	
0821	BERG TANKS	43430	131718065	20E004 2540 3230 00 000000	OPER, BUILD, & MAINT FUND/SANGAMON/OPERA	R	8840	08/21/2017	100.00	
0821	BERG TANKS	43430	131718065	20E001 2540 3230 00 000000	OPER, BUILD, & MAINT FUND/MS HIGH SCHOOL	R	8840	08/21/2017	100.00	
0821	BERG TANKS	43430	131718065	20E002 2540 3230 00 000000	OPER, BUILD, & MAINT FUND/MS JUNIOR HIGH	R	8840	08/21/2017	100.00	
0821	BERG TANKS	43430	131718065	20E003 2540 3230 00 000000	OPER, BUILD, & MAINT FUND/LINCOLN TRAIL/	R	8840	08/21/2017	100.00	
Totals for BERG TANKS									550.00	
0821	BILBRIX CONCRETE	AUG17	131718093	20E001 2540 3230 00 000000	OPER, BUILD, & MAINT FUND/MS HIGH SCHOOL	R	8841	08/21/2017	476.00	
Totals for BILBRIX CONCRETE									476.00	
0821	BLOOMINGTON CENTRAL CATHO	AUG18	61718031	10E001 1520 4190 02 000000	EDUCATION FUND/MS HIGH SCHOOL/ATHLETICS	R	8842	08/21/2017	200.00	
Totals for BLOOMINGTON CENTRAL CATHOLIC									200.00	
0821	BLOOMINGTON HIGH SCHOOL	AUG18	61718006	10E001 1510 4100 02 000000	EDUCATION FUND/MS HIGH SCHOOL/GENERAL SU	R	8843	08/21/2017	60.00	
0821	BLOOMINGTON HIGH SCHOOL	AUG18a	61718007	10E001 1520 4170 02 000000	EDUCATION FUND/MS HIGH SCHOOL/ATHLETICS	R	8843	08/21/2017	210.00	
Totals for BLOOMINGTON HIGH SCHOOL									270.00	
0821	BOLLMAN, DIANNE	AUG17	0	10E000 1250 3320 00 004300	EDUCATION FUND/REMEDIAL AND SUPPLEMENTAL	A	171800014	08/21/2017	152.16	
Totals for BOLLMAN, DIANNE									152.16	
0821	BROEREN RUSSO CONSTRUCTIO	201707/04	0	60E005 2530 5400 00 000000	CAPITAL PROJECTS FUND OR FUND/MECC/FACIL	R	8844	08/21/2017	1,034,900.26	

BATCH		INVOICE								CHECK	CHECK	
NUMBER	VENDOR	NUMBER	PO NUMBER	ACCOUNT NUMBER	ACCOUNT DESCRIPTION	TYPE	CHECK #	DATE	AMOUNT			
										Totals for BROEREN RUSSO CONSTRUCTION IN	1,034,900.26	
0821	BSN SPORTS	900148134	21718012	10E002 1540 4100 02 000000	EDUCATION FUND/MS JUNIOR HIGH/GENERAL SU R		8845	08/21/2017	192.00			
0821	BSN SPORTS	900148134	21718012	10E002 1540 4100 02 000000	EDUCATION FUND/MS JUNIOR HIGH/GENERAL SU R		8845	08/21/2017	6.50			
0821	BSN SPORTS	900148134	21718012	10E002 1540 4100 02 000000	EDUCATION FUND/MS JUNIOR HIGH/GENERAL SU R		8845	08/21/2017	31.96			
0821	BSN SPORTS	900148134	21718012	10E002 1540 4100 02 000000	EDUCATION FUND/MS JUNIOR HIGH/GENERAL SU R		8845	08/21/2017	72.00			
0821	BSN SPORTS	900148134	21718012	10E002 1540 4100 02 000000	EDUCATION FUND/MS JUNIOR HIGH/GENERAL SU R		8845	08/21/2017	159.98			
0821	BSN SPORTS	900148134	21718012	10E002 1540 4100 02 000000	EDUCATION FUND/MS JUNIOR HIGH/GENERAL SU R		8845	08/21/2017	225.00			
0821	BSN SPORTS	900148134	21718012	10E002 1540 4100 02 000000	EDUCATION FUND/MS JUNIOR HIGH/GENERAL SU R		8845	08/21/2017	26.00			
0821	BSN SPORTS	900148134	21718012	10E002 1540 4100 02 000000	EDUCATION FUND/MS JUNIOR HIGH/GENERAL SU R		8845	08/21/2017	13.00			
0821	BSN SPORTS	900148134	21718012	10E002 1540 4100 02 000000	EDUCATION FUND/MS JUNIOR HIGH/GENERAL SU R		8845	08/21/2017	28.50			
0821	BSN SPORTS	900148134	21718012	10E002 1540 4100 02 000000	EDUCATION FUND/MS JUNIOR HIGH/GENERAL SU R		8845	08/21/2017	21.98			
0821	BSN SPORTS	900148134	21718012	10E002 1540 4100 02 000000	EDUCATION FUND/MS JUNIOR HIGH/GENERAL SU R		8845	08/21/2017	15.50			
0821	BSN SPORTS	900148134	21718012	10E002 1540 4100 02 000000	EDUCATION FUND/MS JUNIOR HIGH/GENERAL SU R		8845	08/21/2017	19.00			
0821	BSN SPORTS	900148134	21718012	10E002 1540 4100 02 000000	EDUCATION FUND/MS JUNIOR HIGH/GENERAL SU R		8845	08/21/2017	25.00			
										Totals for BSN SPORTS	836.42	
0821	BULLDOG AUTOMOTIVE	AUG17	81718195	40E000 2550 4140 00 000000	TRANSPORTATION FUND/PUPIL TRANSPORTATION R		8846	08/21/2017	486.90			
										Totals for BULLDOG AUTOMOTIVE	486.90	
0821	BUSHUE BACKGROUND SCREENI 3-20170731		0	80E000 2369 3180 00 000000	TORT IMMUNITY AND JUDGMENT FUN/LEGAL SER R		8847	08/21/2017	372.00			
										Totals for BUSHUE BACKGROUND SCREENING	372.00	
0821	CALCAGNO, Madeline	AUG17	101718018	10E000 1250 4100 00 004300	EDUCATION FUND/REMEDIAL AND SUPPLEMENTAL A		171800015	08/21/2017	28.99			
0821	CALCAGNO, Madeline	AUG17a	101718019	10E000 1250 4100 00 004300	EDUCATION FUND/REMEDIAL AND SUPPLEMENTAL A		171800015	08/21/2017	35.59			
0821	CALCAGNO, Madeline	AUG17a	101718019	10E000 1250 4100 00 004300	EDUCATION FUND/REMEDIAL AND SUPPLEMENTAL A		171800015	08/21/2017	20.51			
0821	CALCAGNO, Madeline	AUG17a	101718019	10E000 1250 4100 00 004300	EDUCATION FUND/REMEDIAL AND SUPPLEMENTAL A		171800015	08/21/2017	23.96			
0821	CALCAGNO, Madeline	AUG17a	101718019	10E000 1250 4100 00 004300	EDUCATION FUND/REMEDIAL AND SUPPLEMENTAL A		171800015	08/21/2017	3.00			
										Totals for CALCAGNO, Madeline	112.05	
0821	CARLE	0513284	0	40E000 2550 3140 00 000000	TRANSPORTATION FUND/PUPIL TRANSPORTATION R		8848	08/21/2017	49.00			
0821	CARLE	0810569	0	40E000 2550 3140 00 000000	TRANSPORTATION FUND/PUPIL TRANSPORTATION R		8848	08/21/2017	49.00			
										Totals for CARLE	98.00	
0821	CARLE FOUNDATION HOSPITAL 6183		0	10E001 1510 4100 02 000000	EDUCATION FUND/MS HIGH SCHOOL/GENERAL SU R		8849	08/21/2017	100.00			
										Totals for CARLE FOUNDATION HOSPITAL	100.00	
0821	CAROLINA BIOLOGICAL SUPPL 49944992 RI		11718021	10E001 1130 4100 00 000000	EDUCATION FUND/MS HIGH SCHOOL/HIGH SCHOO R		8850	08/21/2017	83.55			
										Totals for CAROLINA BIOLOGICAL SUPPLY CO	83.55	

BATCH		INVOICE							CHECK		CHECK		AMOUNT
NUMBER	VENDOR	NUMBER	PO NUMBER	ACCOUNT NUMBER	ACCOUNT DESCRIPTION	TYPE	CHECK #	DATE					
0821	CENTENNIAL HIGH SCHOOL	AUG18	61718028	10E001 1520 4190 02 000000	EDUCATION FUND/MS HIGH SCHOOL/ATHLETICS	R	8851	08/21/2017		165.00			
0821	CENTENNIAL HIGH SCHOOL	AUG18a	61718038	10E001 1530 4100 02 000000	EDUCATION FUND/MS HIGH SCHOOL/GENERAL SU	R	8851	08/21/2017		175.00			
Totals for CENTENNIAL HIGH SCHOOL										340.00			
0821	CENTER ON DEAFNESS	June-17	0	10E001 1912 8000 10 000000	EDUCATION FUND/MS HIGH SCHOOL/SPECIAL ED	R	8852	08/21/2017		1,636.62			
Totals for CENTER ON DEAFNESS										1,636.62			
0821	CENTERPOINT ENERGY SERVIC	2751953	0	20E001 2540 4650 00 000000	OPER, BUILD, & MAINT FUND/MS HIGH SCHOOL	R	8853	08/21/2017		1,568.57			
0821	CENTERPOINT ENERGY SERVIC	2751953	0	20E002 2540 4650 00 000000	OPER, BUILD, & MAINT FUND/MS JUNIOR HIGH	R	8853	08/21/2017		83.79			
0821	CENTERPOINT ENERGY SERVIC	2751953	0	20E003 2540 4650 00 000000	OPER, BUILD, & MAINT FUND/LINCOLN TRAIL/	R	8853	08/21/2017		36.86			
0821	CENTERPOINT ENERGY SERVIC	2751953	0	20E004 2540 4650 00 000000	OPER, BUILD, & MAINT FUND/SANGAMON/OPERA	R	8853	08/21/2017		20.11			
0821	CENTERPOINT ENERGY SERVIC	2751953	0	20E005 2540 4650 00 000000	OPER, BUILD, & MAINT FUND/MECC/OPERATION	R	8853	08/21/2017		26.81			
0821	CENTERPOINT ENERGY SERVIC	2751953	0	40E000 2550 4650 00 000000	TRANSPORTATION FUND/PUPIL TRANSPORTATION	R	8853	08/21/2017		3.36			
Totals for CENTERPOINT ENERGY SERVICES I										1,739.50			
0821	CHAMPAIGN CENTRAL HIGH SC	AUG18	61718012	10E001 1520 4170 02 000000	EDUCATION FUND/MS HIGH SCHOOL/ATHLETICS	R	8854	08/21/2017		200.00			
0821	CHAMPAIGN CENTRAL HIGH SC	AUG18a	61718035	10E001 1530 4100 02 000000	EDUCATION FUND/MS HIGH SCHOOL/GENERAL SU	R	8854	08/21/2017		160.00			
0821	CHAMPAIGN CENTRAL HIGH SC	AUG18b	61718036	10E001 1530 4100 02 000000	EDUCATION FUND/MS HIGH SCHOOL/GENERAL SU	R	8854	08/21/2017		160.00			
Totals for CHAMPAIGN CENTRAL HIGH SCHOOL										520.00			
0821	CHAMPAIGN CHRYSLER DODGE	32885	81718121	40E000 2550 3140 00 000000	TRANSPORTATION FUND/PUPIL TRANSPORTATION	R	8855	08/21/2017		10.00			
0821	CHAMPAIGN CHRYSLER DODGE	32885	81718121	40E000 2550 3230 00 000000	TRANSPORTATION FUND/PUPIL TRANSPORTATION	R	8855	08/21/2017		576.00			
0821	CHAMPAIGN CHRYSLER DODGE	32885	81718121	40E000 2550 4130 00 000000	TRANSPORTATION FUND/PUPIL TRANSPORTATION	R	8855	08/21/2017		232.00			
Totals for CHAMPAIGN CHRYSLER DODGE JEEP										818.00			
0821	CHARLESTON HIGH SCHOOL	AUG18a	61718020	10E001 1520 4150 02 000000	EDUCATION FUND/MS HIGH SCHOOL/ATHLETICS	R	8856	08/21/2017		100.00			
0821	CHARLESTON HIGH SCHOOL	AUG18b	61718025	10E001 1520 4140 02 000000	EDUCATION FUND/MS HIGH SCHOOL/ATHLETICS	R	8856	08/21/2017		100.00			
0821	CHARLESTON HIGH SCHOOL	AUG18	61718032	10E001 1520 4190 02 000000	EDUCATION FUND/MS HIGH SCHOOL/ATHLETICS	R	8856	08/21/2017		75.00			
Totals for CHARLESTON HIGH SCHOOL										275.00			
0821	CHEMCO INDUSTRIES INC	83664	131718047	20E001 2540 4100 00 000000	OPER, BUILD, & MAINT FUND/MS HIGH SCHOOL	R	8857	08/21/2017		283.22			
0821	CHEMCO INDUSTRIES INC	83664	131718047	20E001 2540 4100 00 000000	OPER, BUILD, & MAINT FUND/MS HIGH SCHOOL	R	8857	08/21/2017		29.95			
Totals for CHEMCO INDUSTRIES INC										313.17			
0821	CHEMICAL MAINTENANCE INC	S010765	81718185	40E000 2550 4120 00 000000	TRANSPORTATION FUND/PUPIL TRANSPORTATION	R	8858	08/21/2017		76.00			
0821	CHEMICAL MAINTENANCE INC	S010739	81718191	40E000 2550 4120 00 000000	TRANSPORTATION FUND/PUPIL TRANSPORTATION	R	8858	08/21/2017		15.90			
0821	CHEMICAL MAINTENANCE INC	S010384	131718044	20E003 2540 4100 00 000000	OPER, BUILD, & MAINT FUND/LINCOLN TRAIL/	R	8858	08/21/2017		70.00			
0821	CHEMICAL MAINTENANCE INC	S010385	131718045	20E001 2540 4100 00 000000	OPER, BUILD, & MAINT FUND/MS HIGH SCHOOL	R	8858	08/21/2017		150.00			

BATCH		INVOICE								CHECK	CHECK		AMOUNT
NUMBER	VENDOR	NUMBER	PO NUMBER	ACCOUNT NUMBER				ACCOUNT DESCRIPTION	TYPE	CHECK #	DATE		
0821	CHEMICAL MAINTENANCE INC	S010388	131718046	20E000	2540	4100	00	000000	OPER, BUILD, & MAINT FUND/OPERATION MAIN R	R	8858	08/21/2017	168.64
0821	CHEMICAL MAINTENANCE INC	S010550	131718056	20E002	2540	4100	00	000000	OPER, BUILD, & MAINT FUND/MS JUNIOR HIGH R	R	8858	08/21/2017	371.36
0821	CHEMICAL MAINTENANCE INC	S010588	131718061	20E001	2540	4100	00	000000	OPER, BUILD, & MAINT FUND/MS HIGH SCHOOL R	R	8858	08/21/2017	480.00
0821	CHEMICAL MAINTENANCE INC	S010647	131718062	20E002	2540	4100	00	000000	OPER, BUILD, & MAINT FUND/MS JUNIOR HIGH R	R	8858	08/21/2017	115.68
Totals for CHEMICAL MAINTENANCE INC												1,447.58	
0821	CINTAS CORPORATION #396	396652816	121718045	20E000	2540	3220	00	000000	OPER, BUILD, & MAINT FUND/OPERATION MAIN R	R	8859	08/21/2017	28.94
0821	CINTAS CORPORATION #396	396652816	121718045	80E000	2367	3900	00	000000	TORT IMMUNITY AND JUDGMENT FUN/EDUCATION R	R	8859	08/21/2017	28.95
0821	CINTAS CORPORATION #396	396652817	121718045	20E000	2540	3220	00	000000	OPER, BUILD, & MAINT FUND/OPERATION MAIN R	R	8859	08/21/2017	18.65
0821	CINTAS CORPORATION #396	396652817	121718045	80E000	2367	3900	00	000000	TORT IMMUNITY AND JUDGMENT FUN/EDUCATION R	R	8859	08/21/2017	18.65
0821	CINTAS CORPORATION #396	396652818	121718045	20E000	2540	3220	00	000000	OPER, BUILD, & MAINT FUND/OPERATION MAIN R	R	8859	08/21/2017	28.04
0821	CINTAS CORPORATION #396	396652818	121718045	80E000	2367	3900	00	000000	TORT IMMUNITY AND JUDGMENT FUN/EDUCATION R	R	8859	08/21/2017	28.03
0821	CINTAS CORPORATION #396	396652819	121718045	20E000	2540	3220	00	000000	OPER, BUILD, & MAINT FUND/OPERATION MAIN R	R	8859	08/21/2017	19.20
0821	CINTAS CORPORATION #396	396652819	121718045	80E000	2367	3900	00	000000	TORT IMMUNITY AND JUDGMENT FUN/EDUCATION R	R	8859	08/21/2017	19.20
0821	CINTAS CORPORATION #396	396652820	121718045	20E000	2540	3220	00	000000	OPER, BUILD, & MAINT FUND/OPERATION MAIN R	R	8859	08/21/2017	39.80
0821	CINTAS CORPORATION #396	396652820	121718045	80E000	2367	3900	00	000000	TORT IMMUNITY AND JUDGMENT FUN/EDUCATION R	R	8859	08/21/2017	39.80
Totals for CINTAS CORPORATION #396												269.26	
0821	CIRBN LLC	2557	121718012	10E000	1150	3230	06	000000	EDUCATION FUND/DISTRICT/REPAIR AND MAINT R	R	8860	08/21/2017	1,136.38
0821	CIRBN LLC	2557	121718012	10E000	1150	3230	06	000000	EDUCATION FUND/DISTRICT/REPAIR AND MAINT R	R	8860	08/21/2017	66.66
Totals for CIRBN LLC												1,203.04	
0821	CLIFFORD POWER	PMA-0031224	131718085	20E002	2540	3230	00	000000	OPER, BUILD, & MAINT FUND/MS JUNIOR HIGH R	R	8861	08/21/2017	1,036.00
Totals for CLIFFORD POWER												1,036.00	
0821	CLIFTONLARSONALLEN	1587375	121718001	10E000	2310	3170	00	000000	EDUCATION FUND/BRD ED SERVICES/AUDIT/FIN R	R	8862	08/21/2017	9,000.00
Totals for CLIFTONLARSONALLEN												9,000.00	
0821	COMMUNICATIONS REVOLVING	T1740004	121718013	10E000	1150	3230	06	000000	EDUCATION FUND/DISTRICT/REPAIR AND MAINT R	R	8863	08/21/2017	200.00
Totals for COMMUNICATIONS REVOLVING FUND												200.00	
0821	COMMUNITY TIRE	59401	81718190	40E000	2550	3230	00	000000	TRANSPORTATION FUND/PUPIL TRANSPORTATION R	R	8864	08/21/2017	31.17
Totals for COMMUNITY TIRE												31.17	
0821	CONFIDENTIAL ON SITE PAPER	80467	11718013	10E001	1130	4100	00	000000	EDUCATION FUND/MS HIGH SCHOOL/HIGH SCHOOL R	R	8865	08/21/2017	157.05
0821	CONFIDENTIAL ON SITE PAPER	80518	51718011	10E005	1110	4100	00	000000	EDUCATION FUND/MECC/ELEMENTARY/GENERAL S R	R	8865	08/21/2017	41.36
Totals for CONFIDENTIAL ON SITE PAPER SH												198.41	
0821	CONNOR CO	S7674439.001	131718057	20E001	2540	4100	00	000000	OPER, BUILD, & MAINT FUND/MS HIGH SCHOOL R	R	8866	08/21/2017	583.00

BATCH		INVOICE							CHECK		CHECK		AMOUNT
NUMBER	VENDOR	NUMBER	PO NUMBER	ACCOUNT NUMBER	ACCOUNT DESCRIPTION	TYPE	CHECK #	DATE					
0821	CONNOR CO	S7674439.001	131718057	20E003 2540 4100 00 000000	OPER, BUILD, & MAINT FUND/LINCOLN TRAIL/	R	8866	08/21/2017		505.70			
0821	CONNOR CO	S7685605.001	131718074	20E002 2540 4100 00 000000	OPER, BUILD, & MAINT FUND/MS JUNIOR HIGH	R	8866	08/21/2017		505.70			
										Totals for CONNOR CO	1,594.40		
0821	CONSOLIDATED CALL CENTER	1025072	121718014	40E000 2550 3420 00 000000	TRANSPORTATION FUND/PUPIL TRANSPORTATION	R	8867	08/21/2017		26.25			
										Totals for CONSOLIDATED CALL CENTER SERV	26.25		
0821	CONSOLIDATED COMMUNICATIO	99750001773	121718015	80E000 2367 3900 00 000000	TORT IMMUNITY AND JUDGMENT FUN/EDUCATION	R	8868	08/21/2017		75.00			
										Totals for CONSOLIDATED COMMUNICATIONS	75.00		
0821	CORPORATE MASTERCARD	BusServ6795	71718017	10E000 1150 4900 06 000000	EDUCATION FUND/DISTRICT/OTHER SUPPLIES & W		201700027	08/21/2017		331.98			
0821	CORPORATE MASTERCARD	BusServ6795	71718017	10E000 1150 4900 06 000000	EDUCATION FUND/DISTRICT/OTHER SUPPLIES & W		201700027	08/21/2017		64.99			
0821	CORPORATE MASTERCARD	Curnutte9506	51718001	10E000 1110 4100 01 000000	EDUCATION FUND/ELEMENTARY/GENERAL SUPPLI	W	201700028	08/21/2017		32.04			
0821	CORPORATE MASTERCARD	Curnutte9506a	51718001	10E000 1110 4100 01 000000	EDUCATION FUND/ELEMENTARY/GENERAL SUPPLI	W	201700028	08/21/2017		104.44			
0821	CORPORATE MASTERCARD	Curnutte9506b	51718001	10E000 1110 4100 01 000000	EDUCATION FUND/ELEMENTARY/GENERAL SUPPLI	W	201700028	08/21/2017		7.98			
0821	CORPORATE MASTERCARD	Curnutte9506c	51718001	10E000 1110 4100 01 000000	EDUCATION FUND/ELEMENTARY/GENERAL SUPPLI	W	201700028	08/21/2017		27.72			
0821	CORPORATE MASTERCARD	Curnutte9506d	51718001	10E000 1110 4100 01 000000	EDUCATION FUND/ELEMENTARY/GENERAL SUPPLI	W	201700028	08/21/2017		24.58			
0821	CORPORATE MASTERCARD	Curnutte9506e	51718001	10E000 1110 4100 01 000000	EDUCATION FUND/ELEMENTARY/GENERAL SUPPLI	W	201700028	08/21/2017		43.22			
0821	CORPORATE MASTERCARD	Curnutte9506f	51718001	10E000 1110 4100 01 000000	EDUCATION FUND/ELEMENTARY/GENERAL SUPPLI	W	201700028	08/21/2017		14.58			
0821	CORPORATE MASTERCARD	MSJH1927	21718037	10E002 1120 4100 00 000000	EDUCATION FUND/MS JUNIOR HIGH/MIDDLE-JUN	W	201700029	08/21/2017		749.70			
0821	CORPORATE MASTERCARD	MSJH1927a	21718038	10E002 1120 4200 00 000000	EDUCATION FUND/MS JUNIOR HIGH/MIDDLE-JUN	W	201700029	08/21/2017		23.35			
0821	CORPORATE MASTERCARD	MSJH1927b	21718043	10E002 1120 4200 00 000000	EDUCATION FUND/MS JUNIOR HIGH/MIDDLE-JUN	W	201700029	08/21/2017		23.34			
0821	CORPORATE MASTERCARD	MSJH1927b	21718043	10E002 1120 4200 00 000000	EDUCATION FUND/MS JUNIOR HIGH/MIDDLE-JUN	W	201700029	08/21/2017		25.79			
0821	CORPORATE MASTERCARD	BusServ2024r	11718031	10E001 1130 4100 00 000000	EDUCATION FUND/MS HIGH SCHOOL/HIGH SCHOO	W	201700030	08/21/2017		28.67			
0821	CORPORATE MASTERCARD	Trans4960b	81718093	40E000 2550 4120 00 000000	TRANSPORTATION FUND/PUPIL TRANSPORTATION	W	201700030	08/21/2017		73.76			
0821	CORPORATE MASTERCARD	Trans4960c	81718122	40E000 2550 4120 00 000000	TRANSPORTATION FUND/PUPIL TRANSPORTATION	W	201700030	08/21/2017		5.09			
0821	CORPORATE MASTERCARD	Trans4960g	81718151	40E000 2550 4120 00 000000	TRANSPORTATION FUND/PUPIL TRANSPORTATION	W	201700030	08/21/2017		51.52			
0821	CORPORATE MASTERCARD	Trans4960h	81718161	40E000 2550 4120 00 000000	TRANSPORTATION FUND/PUPIL TRANSPORTATION	W	201700030	08/21/2017		49.88			
0821	CORPORATE MASTERCARD	Trans4960d	81718176	40E000 2550 4120 00 000000	TRANSPORTATION FUND/PUPIL TRANSPORTATION	W	201700030	08/21/2017		9.79			
0821	CORPORATE MASTERCARD	Trans4960e	81718176	40E000 2550 4120 00 000000	TRANSPORTATION FUND/PUPIL TRANSPORTATION	W	201700030	08/21/2017		-9.79			
0821	CORPORATE MASTERCARD	Trans4960f	81718176	40E000 2550 4120 00 000000	TRANSPORTATION FUND/PUPIL TRANSPORTATION	W	201700030	08/21/2017		-5.09			
0821	CORPORATE MASTERCARD	Trans4960	81718177	40E000 2550 4630 00 000000	TRANSPORTATION FUND/PUPIL TRANSPORTATION	W	201700030	08/21/2017		49.53			
0821	CORPORATE MASTERCARD	Trans4960a	81718178	40E000 2550 4630 00 000000	TRANSPORTATION FUND/PUPIL TRANSPORTATION	W	201700030	08/21/2017		44.72			
0821	CORPORATE MASTERCARD	MECC7082k	51718004	10E005 1110 4100 00 000000	EDUCATION FUND/MECC/ELEMENTARY/GENERAL	S W	201700032	08/21/2017		136.95			
0821	CORPORATE MASTERCARD	MECC7082i	51718007	10E005 1110 4100 00 000000	EDUCATION FUND/MECC/ELEMENTARY/GENERAL	S W	201700032	08/21/2017		109.64			
0821	CORPORATE MASTERCARD	MECC7082a	51718008	10E005 1110 4100 00 000000	EDUCATION FUND/MECC/ELEMENTARY/GENERAL	S W	201700032	08/21/2017		37.56			
0821	CORPORATE MASTERCARD	MECC7082a	51718008	10E005 1110 4100 00 000000	EDUCATION FUND/MECC/ELEMENTARY/GENERAL	S W	201700032	08/21/2017		88.00			
0821	CORPORATE MASTERCARD	MECC7082e	51718008	10E005 1110 4100 00 000000	EDUCATION FUND/MECC/ELEMENTARY/GENERAL	S W	201700032	08/21/2017		-117.72			
0821	CORPORATE MASTERCARD	MECC7082c	51718009	10E000 1250 4100 00 004300	EDUCATION FUND/REMEDIAL AND SUPPLEMENTAL	W	201700032	08/21/2017		1,739.57			

BATCH		INVOICE								CHECK		CHECK		AMOUNT
NUMBER	VENDOR	NUMBER	PO NUMBER	ACCOUNT NUMBER				ACCOUNT DESCRIPTION	TYPE	CHECK #	DATE			
0821	CORPORATE MASTERCARD	MECC7082	51718010	10E000	1250	4100	00	004300	EDUCATION FUND/REMEDIAL AND SUPPLEMENTAL	W	201700032	08/21/2017	56.97	
0821	CORPORATE MASTERCARD	MECC7082b	51718010	10E000	1250	4100	00	004300	EDUCATION FUND/REMEDIAL AND SUPPLEMENTAL	W	201700032	08/21/2017	269.97	
0821	CORPORATE MASTERCARD	MECC7082d	51718010	10E000	1250	4100	00	004300	EDUCATION FUND/REMEDIAL AND SUPPLEMENTAL	W	201700032	08/21/2017	92.67	
0821	CORPORATE MASTERCARD	MECC7082f	51718010	10E000	1250	4100	00	004300	EDUCATION FUND/REMEDIAL AND SUPPLEMENTAL	W	201700032	08/21/2017	267.42	
0821	CORPORATE MASTERCARD	MECC7082g	51718010	10E000	1250	4100	00	004300	EDUCATION FUND/REMEDIAL AND SUPPLEMENTAL	W	201700032	08/21/2017	41.40	
0821	CORPORATE MASTERCARD	MECC7082j	51718013	10E005	1110	4100	00	000000	EDUCATION FUND/MECC/ELEMENTARY/GENERAL	S W	201700032	08/21/2017	130.00	
0821	CORPORATE MASTERCARD	MECC7082h	51718025	10E005	1110	4100	00	000000	EDUCATION FUND/MECC/ELEMENTARY/GENERAL	S W	201700032	08/21/2017	1,819.75	
0821	CORPORATE MASTERCARD	Northrup8865		0	10E000	1220	4100	10	000000	EDUCATION FUND/CROSS-CATEGORICAL (CC)/GE	W	201700033	08/21/2017	-62.43
0821	CORPORATE MASTERCARD	Northrup8865a	91718015	10E000	2310	4100	00	000000	EDUCATION FUND/BRD ED SERVICES/GENERAL	S W	201700033	08/21/2017	3.66	
0821	CORPORATE MASTERCARD	Northrup8865d	111718011	10E000	2310	4100	00	000000	EDUCATION FUND/BRD ED SERVICES/GENERAL	S W	201700033	08/21/2017	272.89	
0821	CORPORATE MASTERCARD	Northrup8865b	111718016	10E000	1220	4100	10	004620	EDUCATION FUND/CROSS-CATEGORICAL (CC)/GE	W	201700033	08/21/2017	10.99	
0821	CORPORATE MASTERCARD	Northrup8865c	111718020	10E000	2310	4100	00	000000	EDUCATION FUND/BRD ED SERVICES/GENERAL	S W	201700033	08/21/2017	66.23	
0821	CORPORATE MASTERCARD	BusServ2024h	11718019	10E001	1130	4120	00	000000	EDUCATION FUND/MS HIGH SCHOOL/HIGH SCHOO	W	201700034	08/21/2017	119.97	
0821	CORPORATE MASTERCARD	BusServ2024	31718016	10E003	1110	4100	00	000000	EDUCATION FUND/LINCOLN TRAIL/ELEMENTARY/	W	201700034	08/21/2017	15.00	
0821	CORPORATE MASTERCARD	BusServ2024o	31718038	10E003	1110	4100	00	000000	EDUCATION FUND/LINCOLN TRAIL/ELEMENTARY/	W	201700034	08/21/2017	66.34	
0821	CORPORATE MASTERCARD	BusServ2024g	51718012	10E000	1250	4100	00	004300	EDUCATION FUND/REMEDIAL AND SUPPLEMENTAL	W	201700034	08/21/2017	218.72	
0821	CORPORATE MASTERCARD	BusServ2024g	51718012	10E000	1250	4100	00	004300	EDUCATION FUND/REMEDIAL AND SUPPLEMENTAL	W	201700034	08/21/2017	0.00	
0821	CORPORATE MASTERCARD	BusServ2024k	51718012	10E000	1250	4100	00	004300	EDUCATION FUND/REMEDIAL AND SUPPLEMENTAL	W	201700034	08/21/2017	35.04	
0821	CORPORATE MASTERCARD	BusServ2024m	51718016	10E000	1110	4100	01	000000	EDUCATION FUND/ELEMENTARY/GENERAL SUPPLI	W	201700034	08/21/2017	7.50	
0821	CORPORATE MASTERCARD	BusServ2024n	51718016	10E000	1110	4100	01	000000	EDUCATION FUND/ELEMENTARY/GENERAL SUPPLI	W	201700034	08/21/2017	47.82	
0821	CORPORATE MASTERCARD	BusServ2024a	71718012	10E000	1150	4900	06	000000	EDUCATION FUND/DISTRICT/OTHER SUPPLIES &	W	201700034	08/21/2017	379.96	
0821	CORPORATE MASTERCARD	BusServ2024a	71718012	10E000	1150	4900	06	000000	EDUCATION FUND/DISTRICT/OTHER SUPPLIES &	W	201700034	08/21/2017	780.00	
0821	CORPORATE MASTERCARD	BusServ2024j	71718014	10E000	1150	4900	06	000000	EDUCATION FUND/DISTRICT/OTHER SUPPLIES &	W	201700034	08/21/2017	175.00	
0821	CORPORATE MASTERCARD	BusServ2024f	91718013	10E000	2320	4100	00	000000	EDUCATION FUND/EXECUTIVE ADM. SERV/GENER	W	201700034	08/21/2017	21.34	
0821	CORPORATE MASTERCARD	BusServ2024l	91718017	10E000	2320	4100	00	000000	EDUCATION FUND/EXECUTIVE ADM. SERV/GENER	W	201700034	08/21/2017	24.05	
0821	CORPORATE MASTERCARD	BusServ2024c	91718021	10E000	2320	4100	00	000000	EDUCATION FUND/EXECUTIVE ADM. SERV/GENER	W	201700034	08/21/2017	99.00	
0821	CORPORATE MASTERCARD	BusServ2024i	101718007	10E000	2410	4100	00	000000	EDUCATION FUND/OFFICE OF PRINCIPAL SERV/	W	201700034	08/21/2017	923.88	
0821	CORPORATE MASTERCARD	BusServ2024e	111718007	10E000	1220	4100	10	000000	EDUCATION FUND/CROSS-CATEGORICAL (CC)/GE	W	201700034	08/21/2017	375.00	
0821	CORPORATE MASTERCARD	BusServ2024e	111718007	10E000	1220	4100	10	000000	EDUCATION FUND/CROSS-CATEGORICAL (CC)/GE	W	201700034	08/21/2017	367.95	
0821	CORPORATE MASTERCARD	BusServ2024e	111718007	10E000	1220	4100	10	000000	EDUCATION FUND/CROSS-CATEGORICAL (CC)/GE	W	201700034	08/21/2017	29.17	
0821	CORPORATE MASTERCARD	BusServ2024d	121718010	10E000	2310	4100	00	000000	EDUCATION FUND/BRD ED SERVICES/GENERAL	S W	201700034	08/21/2017	-1,063.11	
0821	CORPORATE MASTERCARD	BusServ2024q	141718011	20E000	2540	4900	00	000000	OPER, BUILD, & MAINT FUND/OPERATION MAIN	W	201700034	08/21/2017	36.75	
0821	CORPORATE MASTERCARD	BusServ2024p	141718012	20E000	2540	4900	00	000000	OPER, BUILD, & MAINT FUND/OPERATION MAIN	W	201700034	08/21/2017	233.87	
0821	CORPORATE MASTERCARD	BusServ2024b	141718013	20E000	2540	4900	00	000000	OPER, BUILD, & MAINT FUND/OPERATION MAIN	W	201700034	08/21/2017	144.50	
Totals for CORPORATE MASTERCARD													9,773.06	
0821	COUNTRY LIFE INSURANCE CO	003118035		0	10E000	2520	2210	00	000000	EDUCATION FUND/FISCAL SERVICES/LIFE INSU	R	8869	08/21/2017	217.00
0821	COUNTRY LIFE INSURANCE CO	001617272		0	10E000	2520	2210	00	000000	EDUCATION FUND/FISCAL SERVICES/LIFE INSU	R	8869	08/21/2017	332.00
0821	COUNTRY LIFE INSURANCE CO	001888469		0	10E000	2520	2210	00	000000	EDUCATION FUND/FISCAL SERVICES/LIFE INSU	R	8869	08/21/2017	224.00

BATCH		INVOICE				CHECK		CHECK		AMOUNT
NUMBER	VENDOR	NUMBER	PO NUMBER	ACCOUNT NUMBER	ACCOUNT DESCRIPTION	TYPE	CHECK #	DATE		
0821	COUNTRY LIFE INSURANCE CO	001980509		0 10E000 2520 2210 00 000000	EDUCATION FUND/FISCAL SERVICES/LIFE INSU R	R	8869	08/21/2017	377.00	
0821	COUNTRY LIFE INSURANCE CO	003206773		0 10E000 2520 2210 00 000000	EDUCATION FUND/FISCAL SERVICES/LIFE INSU R	R	8869	08/21/2017	313.00	
0821	COUNTRY LIFE INSURANCE CO	001891595		0 10E000 2520 2210 00 000000	EDUCATION FUND/FISCAL SERVICES/LIFE INSU R	R	8869	08/21/2017	323.00	
0821	COUNTRY LIFE INSURANCE CO	001842503		0 10E000 2520 2210 00 000000	EDUCATION FUND/FISCAL SERVICES/LIFE INSU R	R	8869	08/21/2017	168.00	
Totals for COUNTRY LIFE INSURANCE COMPAN									1,954.00	
0821	COUNTY ASPHALT COMPANY, I	3124	121718028	60E000 2530 5400 00 000000	CAPITAL PROJECTS FUND OR FUND/FACILITIES R	R	8870	08/21/2017	20,904.60	
0821	COUNTY ASPHALT COMPANY, I	3135	121718042	20E000 2540 3220 00 000000	OPER, BUILD, & MAINT FUND/OPERATION MAIN R	R	8870	08/21/2017	4,170.00	
0821	COUNTY ASPHALT COMPANY, I	3135	121718042	60E000 2530 3000 00 000000	CAPITAL PROJECTS FUND OR FUND/FACILITIES R	R	8870	08/21/2017	4,170.00	
Totals for COUNTY ASPHALT COMPANY, INC.									29,244.60	
0821	CRISIS PREVENTION INSTITU	CUSI0119302	111718009	10E000 1240 4100 10 000000	EDUCATION FUND/GENERAL SUPPLIES/SPECIAL R	R	8871	08/21/2017	340.00	
Totals for CRISIS PREVENTION INSTITUTE									340.00	
0821	CUNNINGHAM CHILDRENS HOME	2569		0 10E001 1912 8000 10 000000	EDUCATION FUND/MS HIGH SCHOOL/SPECIAL ED R	R	8872	08/21/2017	3,866.31	
0821	CUNNINGHAM CHILDRENS HOME	2570		0 10E001 1912 8000 10 000000	EDUCATION FUND/MS HIGH SCHOOL/SPECIAL ED R	R	8872	08/21/2017	3,866.31	
Totals for CUNNINGHAM CHILDRENS HOME									7,732.62	
0821	CUSD #3 REVOLVING FUND	AUG17		0 10R000 1510 0000 00 000000	EDUCATION FUND/INTEREST ON INVESTMENTS A	A	171800016	08/21/2017	-1.52	
0821	CUSD #3 REVOLVING FUND	AUG17		0 10R000 1999 0000 00 000000	EDUCATION FUND/OTHER LOCAL REVENUES A	A	171800016	08/21/2017	75.00	
0821	CUSD #3 REVOLVING FUND	AUG17		0 10E000 2320 4100 00 000000	EDUCATION FUND/EXECUTIVE ADM. SERV/GENER A	A	171800016	08/21/2017	32.00	
Totals for CUSD #3 REVOLVING FUND									105.48	
0821	D1 NETWORKS, LLC	1027		0 80E000 2367 3900 00 000000	TORT IMMUNITY AND JUDGMENT FUN/EDUCATION R	R	8873	08/21/2017	165.00	
Totals for D1 NETWORKS, LLC									165.00	
0821	DAVIS ELECTRIC INC	2017-1276	121617091	60E001 2530 5400 00 000000	CAPITAL PROJECTS FUND OR FUND/MS HIGH SC R	R	8874	08/21/2017	822.00	
0821	DAVIS ELECTRIC INC	2017-1308	131617468	60E001 2530 5400 00 000000	CAPITAL PROJECTS FUND OR FUND/MS HIGH SC R	R	8874	08/21/2017	498.00	
0821	DAVIS ELECTRIC INC	2017-1309	131617469	60E001 2530 5400 00 000000	CAPITAL PROJECTS FUND OR FUND/MS HIGH SC R	R	8874	08/21/2017	354.00	
Totals for DAVIS ELECTRIC INC									1,674.00	
0821	DEDICATED DIESEL SERVICE	62638	81718101	40E000 2550 3140 00 000000	TRANSPORTATION FUND/PUPIL TRANSPORTATION R	R	8875	08/21/2017	43.00	
0821	DEDICATED DIESEL SERVICE	62639	81718102	40E000 2550 3140 00 000000	TRANSPORTATION FUND/PUPIL TRANSPORTATION R	R	8875	08/21/2017	26.50	
0821	DEDICATED DIESEL SERVICE	62615	81718104	40E000 2550 3140 00 000000	TRANSPORTATION FUND/PUPIL TRANSPORTATION R	R	8875	08/21/2017	43.00	
0821	DEDICATED DIESEL SERVICE	62652	81718118	40E000 2550 3140 00 000000	TRANSPORTATION FUND/PUPIL TRANSPORTATION R	R	8875	08/21/2017	43.00	
0821	DEDICATED DIESEL SERVICE	62653	81718119	40E000 2550 3140 00 000000	TRANSPORTATION FUND/PUPIL TRANSPORTATION R	R	8875	08/21/2017	43.00	
0821	DEDICATED DIESEL SERVICE	62661	81718120	40E000 2550 3140 00 000000	TRANSPORTATION FUND/PUPIL TRANSPORTATION R	R	8875	08/21/2017	43.00	
0821	DEDICATED DIESEL SERVICE	62703	81718127	40E000 2550 3140 00 000000	TRANSPORTATION FUND/PUPIL TRANSPORTATION R	R	8875	08/21/2017	43.00	
0821	DEDICATED DIESEL SERVICE	62616	81718103	40E000 2550 3140 00 000000	TRANSPORTATION FUND/PUPIL TRANSPORTATION R	R	8996	08/21/2017	43.00	

BATCH		INVOICE				CHECK		CHECK		AMOUNT
NUMBER	VENDOR	NUMBER	PO NUMBER	ACCOUNT NUMBER	ACCOUNT DESCRIPTION	TYPE	CHECK #	DATE		
Totals for DEDICATED DIESEL SERVICE & RE										327.50
0821	DELL FINANCIAL SERVICES	79108141		0 30E000 5270 6280 00 000000	DEBT SERVICE FUND OR FUND GROU/CAPITAL L R		8876	08/21/2017	3,472.19	
0821	DELL FINANCIAL SERVICES	79108141		0 30E000 5370 6180 00 000000	DEBT SERVICE FUND OR FUND GROU/CAPITAL L R		8876	08/21/2017	21,490.92	
Totals for DELL FINANCIAL SERVICES										24,963.11
0821	DEMCO INC	6166864	41718001	10E004 2220 4100 00 000000	EDUCATION FUND/SANGAMON/EDUCATIONAL MEDI R		8877	08/21/2017	245.73	
Totals for DEMCO INC										245.73
0821	DEPKE GASES & WELDING SUP	MR00336350		0 10E001 1400 4100 00 003215	EDUCATION FUND/MS HIGH SCHOOL/CAREER AND R		8878	08/21/2017	49.50	
0821	DEPKE GASES & WELDING SUP	MR00337494		0 10E001 1400 4100 00 003215	EDUCATION FUND/MS HIGH SCHOOL/CAREER AND R		8878	08/21/2017	49.50	
Totals for DEPKE GASES & WELDING SUPPLIE										99.00
0821	DILLMAN, CARSON	AUG17	81718141	40E000 2550 3140 00 000000	TRANSPORTATION FUND/PUPIL TRANSPORTATION A		171800017	08/21/2017	4.00	
Totals for DILLMAN, CARSON										4.00
0821	DIRECT ENERGY BUSINESS	172000031631524		0 20E001 2540 4660 00 000000	OPER, BUILD, & MAINT FUND/MS HIGH SCHOOL R		8879	08/21/2017	11,458.73	
0821	DIRECT ENERGY BUSINESS	172000031631524		0 20E003 2540 4660 00 000000	OPER, BUILD, & MAINT FUND/LINCOLN TRAIL/ R		8879	08/21/2017	1,651.87	
0821	DIRECT ENERGY BUSINESS	172000031631524		0 20E004 2540 4660 00 000000	OPER, BUILD, & MAINT FUND/SANGAMON/OPERA R		8879	08/21/2017	707.11	
0821	DIRECT ENERGY BUSINESS	172000031631524		0 20E005 2540 4660 00 000000	OPER, BUILD, & MAINT FUND/MECC/OPERATION R		8879	08/21/2017	4,390.46	
0821	DIRECT ENERGY BUSINESS	172000031631524		0 20E007 2540 4660 00 000000	OPER, BUILD, & MAINT FUND/CAIR/OPERATION R		8879	08/21/2017	186.61	
Totals for DIRECT ENERGY BUSINESS										18,394.78
0821	EAST PEORIA COMMUNITY H S	AUG17	61718018	10E001 1520 4150 02 000000	EDUCATION FUND/MS HIGH SCHOOL/ATHLETICS R		8880	08/21/2017	150.00	
0821	EAST PEORIA COMMUNITY H S	AUG17a	61718022	10E001 1520 4140 02 000000	EDUCATION FUND/MS HIGH SCHOOL/ATHLETICS R		8880	08/21/2017	150.00	
Totals for EAST PEORIA COMMUNITY H S										300.00
0821	EASTON TELECOM SERVICES L	986772		0 10E000 2320 3420 00 000000	EDUCATION FUND/EXECUTIVE ADM. SERV R		8881	08/21/2017	23.57	
0821	EASTON TELECOM SERVICES L	986772		0 10E000 2410 3420 00 000000	EDUCATION FUND/OFFICE OF PRINCIPAL SERV R		8881	08/21/2017	106.06	
0821	EASTON TELECOM SERVICES L	986772		0 10E000 2560 4120 00 000000	EDUCATION FUND/FOOD SERVICES/PE SUPPLIES R		8881	08/21/2017	3.00	
0821	EASTON TELECOM SERVICES L	986772		0 40E000 2550 3420 00 000000	TRANSPORTATION FUND/PUPIL TRANSPORTATION R		8881	08/21/2017	7.54	
Totals for EASTON TELECOM SERVICES LLC										140.17
0821	ERIC ARMIN INC	INV0828988	21718034	10E002 1120 4100 00 000000	EDUCATION FUND/MS JUNIOR HIGH/MIDDLE-JUN R		8882	08/21/2017	28.95	
0821	ERIC ARMIN INC	INV0828988	21718034	10E002 1120 4100 00 000000	EDUCATION FUND/MS JUNIOR HIGH/MIDDLE-JUN R		8882	08/21/2017	7.00	
Totals for ERIC ARMIN INC										35.95
0821	FASPRINT	105299	91718012	10E000 2310 4100 00 000000	EDUCATION FUND/BRD ED SERVICES/GENERAL S R		8883	08/21/2017	43.84	
0821	FASPRINT	105346	91718016	10E000 2320 4100 00 000000	EDUCATION FUND/EXECUTIVE ADM. SERV/GENER R		8883	08/21/2017	429.46	

BATCH		INVOICE							CHECK		CHECK		AMOUNT
NUMBER	VENDOR	NUMBER	PO NUMBER	ACCOUNT NUMBER	ACCOUNT DESCRIPTION	TYPE	CHECK #	DATE					
0821	FASPRINT	105370	91718018	10E000 2320 4100 00 000000	EDUCATION FUND/EXECUTIVE ADM. SERV/GENER	R	8883	08/21/2017		490.25			
									Totals for FASPRINT	963.55			
0821	FASTSIGNS	260 28879	81718171	40E000 2550 4140 00 000000	TRANSPORTATION FUND/PUPIL TRANSPORTATION	R	8884	08/21/2017		50.00			
									Totals for FASTSIGNS	50.00			
0821	FE MORAN INC FIRE PROTECT	001-261702614	131718067	80E000 2367 3900 00 000000	TORT IMMUNITY AND JUDGMENT FUN/EDUCATION	R	8885	08/21/2017		2,710.00			
									Totals for FE MORAN INC FIRE PROTECTION	2,710.00			
0821	FELKNER LANDSCAPES	2240	141718009	20E000 2540 4900 00 000000	OPER, BUILD, & MAINT FUND/OPERATION MAIN	R	8886	08/21/2017		870.35			
									Totals for FELKNER LANDSCAPES	870.35			
0821	FOLLETT SCHOOL SOLUTIONS	2110036F	31718003	10E003 1110 4200 00 000000	EDUCATION FUND/LINCOLN TRAIL/ELEMENTARY/	R	8887	08/21/2017		5,635.57			
									Totals for FOLLETT SCHOOL SOLUTIONS INC	5,635.57			
0821	FORMAN, CHRISTOPHER	AUG17	71718019	10E000 1150 4900 06 000000	EDUCATION FUND/DISTRICT/OTHER SUPPLIES & A	A	171800018	08/21/2017		7.06			
0821	FORMAN, CHRISTOPHER	AUG17	71718019	10E000 1150 4900 06 000000	EDUCATION FUND/DISTRICT/OTHER SUPPLIES & A	A	171800018	08/21/2017		2.01			
0821	FORMAN, CHRISTOPHER	AUG17	71718019	10E000 1150 4900 06 000000	EDUCATION FUND/DISTRICT/OTHER SUPPLIES & A	A	171800018	08/21/2017		12.13			
0821	FORMAN, CHRISTOPHER	AUG17	71718019	10E000 1150 4900 06 000000	EDUCATION FUND/DISTRICT/OTHER SUPPLIES & A	A	171800018	08/21/2017		20.00			
0821	FORMAN, CHRISTOPHER	AUG17	71718019	10E000 1150 4900 06 000000	EDUCATION FUND/DISTRICT/OTHER SUPPLIES & A	A	171800018	08/21/2017		5.00			
0821	FORMAN, CHRISTOPHER	AUG17a	71718022	10E000 1150 4900 06 000000	EDUCATION FUND/DISTRICT/OTHER SUPPLIES & A	A	171800018	08/21/2017		19.02			
									Totals for FORMAN, CHRISTOPHER	65.22			
0821	FRANCZEK RADELET	177184	0 80E000 2369 3180 00 000000	TORT IMMUNITY AND JUDGMENT FUN/LEGAL SER	A	A	171800019	08/21/2017		3,232.00			
									Totals for FRANCZEK RADELET	3,232.00			
0821	FRONTIER	217-586-5544	0 40E000 2550 3420 00 000000	TRANSPORTATION FUND/PUPIL TRANSPORTATION	R	R	8888	08/21/2017		228.52			
0821	FRONTIER	217-586-2058	0 10E000 2320 3420 00 000000	EDUCATION FUND/EXECUTIVE ADM. SERV	R	R	8888	08/21/2017		118.54			
0821	FRONTIER	217-586-5949	0 10E000 2410 3420 00 000000	EDUCATION FUND/OFFICE OF PRINCIPAL SERV	R	R	8888	08/21/2017		45.04			
0821	FRONTIER	217-586-4232	0 10E000 2410 3420 00 000000	EDUCATION FUND/OFFICE OF PRINCIPAL SERV	R	R	8888	08/21/2017		85.01			
0821	FRONTIER	217-586-5072	0 10E000 2410 3420 00 000000	EDUCATION FUND/OFFICE OF PRINCIPAL SERV	R	R	8888	08/21/2017		124.48			
0821	FRONTIER	217-586-2886	0 10E000 2410 3420 00 000000	EDUCATION FUND/OFFICE OF PRINCIPAL SERV	R	R	8888	08/21/2017		124.46			
0821	FRONTIER	217-586-5116	0 10E000 2410 3420 00 000000	EDUCATION FUND/OFFICE OF PRINCIPAL SERV	R	R	8888	08/21/2017		45.64			
0821	FRONTIER	217-586-2539	0 10E000 2410 3420 00 000000	EDUCATION FUND/OFFICE OF PRINCIPAL SERV	R	R	8888	08/21/2017		291.45			
0821	FRONTIER	217-586-8900	0 10E000 1220 3420 10 000000	EDUCATION FUND/CROSS-CATEGORICAL (CC)/SP	S	S	8889	08/21/2017		36.43			
0821	FRONTIER	217-586-8900	0 10E000 2410 3420 00 000000	EDUCATION FUND/OFFICE OF PRINCIPAL SERV	S	S	8889	08/21/2017		1,153.57			
0821	FRONTIER	217-586-8900	0 40E000 2550 3420 00 000000	TRANSPORTATION FUND/PUPIL TRANSPORTATION	S	S	8889	08/21/2017		24.28			
									Totals for FRONTIER	2,277.42			

BATCH		INVOICE							CHECK		CHECK		AMOUNT
NUMBER	VENDOR	NUMBER	PO NUMBER	ACCOUNT NUMBER				ACCOUNT DESCRIPTION	TYPE	CHECK #	DATE		
0821	GALE GROUP, THE	60941154	151718003	10E001 2220 4100 00 000000				EDUCATION FUND/MS HIGH SCHOOL/EDUCATIONA	R	8890	08/21/2017	1,207.50	
											Totals for GALE GROUP, THE	1,207.50	
0821	GFI DIGITAL	826060	81718197	40E000 2550 4100 00 000000				TRANSPORTATION FUND/PUPIL TRANSPORTATION	R	8891	08/21/2017	206.31	
											Totals for GFI DIGITAL	206.31	
0821	GM FINANCIAL	AUG17	121718016	40E000 5400 6900 00 000000				TRANSPORTATION FUND/DEBT SERVICE OTHER -	R	8892	08/21/2017	650.70	
											Totals for GM FINANCIAL	650.70	
0821	GOWLER, LAURA	AUG17	0	10E000 2210 1210 00 000000				EDUCATION FUND/IMPROVEMENT INST SERV	R	8893	08/21/2017	568.78	
											Totals for GOWLER, LAURA	568.78	
0821	GRAMMER, KENNETH	AUG17	81718173	40E000 2550 3140 00 000000				TRANSPORTATION FUND/PUPIL TRANSPORTATION	A	171800020	08/21/2017	4.00	
											Totals for GRAMMER, KENNETH	4.00	
0821	GUSENTINE, JENNIFER	AUG17	0	10E000 1240 3100 10 000000				EDUCATION FUND/PROFESSIONAL & TECHNICAL	R	8894	08/21/2017	350.00	
											Totals for GUSENTINE, JENNIFER	350.00	
0821	GYURAN, LINDA	AUG17	81718142	40E000 2550 3140 00 000000				TRANSPORTATION FUND/PUPIL TRANSPORTATION	A	171800021	08/21/2017	4.00	
											Totals for GYURAN, LINDA	4.00	
0821	HAPARA INC.	INV-109995	71718015	10E003 1110 4100 00 000000				EDUCATION FUND/LINCOLN TRAIL/ELEMENTARY/	R	8895	08/21/2017	618.75	
0821	HAPARA INC.	INV-109995	71718015	10E000 1150 4900 06 000000				EDUCATION FUND/DISTRICT/OTHER SUPPLIES &	R	8895	08/21/2017	618.75	
0821	HAPARA INC.	INV-109995	71718015	10E003 1110 4100 00 000000				EDUCATION FUND/LINCOLN TRAIL/ELEMENTARY/	R	8895	08/21/2017	497.50	
0821	HAPARA INC.	INV-109995	71718015	10E000 1150 3140 06 000000				EDUCATION FUND/DISTRICT/PROF. SERV. INST	R	8895	08/21/2017	497.50	
											Totals for HAPARA INC.	2,232.50	
0821	HARRISON, NANCY	AUG17	81718143	40E000 2550 3140 00 000000				TRANSPORTATION FUND/PUPIL TRANSPORTATION	A	171800022	08/21/2017	4.00	
											Totals for HARRISON, NANCY	4.00	
0821	Haskett, Jeffrey	AUG17	0	10R003 1811 0000 00 000000				EDUCATION FUND/LINCOLN TRAIL/RENTALS-REG	R	8896	08/21/2017	170.00	
											Totals for Haskett, Jeffrey	170.00	
0821	HEARTSPRING	9874	0	10E001 1912 8000 10 000000				EDUCATION FUND/MS HIGH SCHOOL/SPECIAL ED	R	8897	08/21/2017	20,139.48	
0821	HEARTSPRING	9930	0	40E000 2550 3310 00 000000				TRANSPORTATION FUND/PUPIL TRANSPORTATION	R	8897	08/21/2017	2,307.38	
0821	HEARTSPRING	9969	0	10E001 1912 8000 10 000000				EDUCATION FUND/MS HIGH SCHOOL/SPECIAL ED	R	8897	08/21/2017	20,038.93	
											Totals for HEARTSPRING	42,485.79	
0821	HOUGHTON MIFFLIN HARCOURT	953266571	101718004	10E005 1110 4100 11 000000				EDUCATION FUND/MECC/ELEMENTARY/GENERAL S	R	8898	08/21/2017	1,975.38	

BATCH		INVOICE							CHECK		CHECK		AMOUNT
NUMBER	VENDOR	NUMBER	PO NUMBER	ACCOUNT NUMBER	ACCOUNT DESCRIPTION	TYPE	CHECK #	DATE					
0821	HOUGHTON MIFFLIN HARCOURT	953266572	101718005	10E004 1110 4200 00 000000	EDUCATION FUND/SANGAMON/ELEMENTARY/TEXTB R		8898	08/21/2017		658.46			
Totals for HOUGHTON MIFFLIN HARCOURT										2,633.84			
0821	HOWE, GEORGE	AUG17	81718174	40E000 2550 3140 00 000000	TRANSPORTATION FUND/PUPIL TRANSPORTATION A		171800023	08/21/2017		4.00			
Totals for HOWE, GEORGE										4.00			
0821	IATD (IL Assoc of Title I	AUG17	101718010	10E000 1250 3320 00 004300	EDUCATION FUND/REMEDIAL AND SUPPLEMENTAL R		8899	08/21/2017		250.00			
Totals for IATD (IL Assoc of Title I Dir										250.00			
0821	IDEAL ENVIRONMENTAL ENGIN	52311	131718089	80E000 2367 3900 00 000000	TORT IMMUNITY AND JUDGMENT FUN/EDUCATION R		8900	08/21/2017		325.00			
Totals for IDEAL ENVIRONMENTAL ENGINEERI										325.00			
0821	IHLS-OCLC	14498	151718007	10E001 2220 4100 00 000000	EDUCATION FUND/MS HIGH SCHOOL/EDUCATIONA R		8901	08/21/2017		215.09			
Totals for IHLS-OCLC										215.09			
0821	IL ASSOC SCHOOL ADMINISTR	Rummel	101718009	10E000 2410 6400 00 000000	EDUCATION FUND/OFFICE OF PRINCIPAL SERV/ R		8902	08/21/2017		1,257.69			
Totals for IL ASSOC SCHOOL ADMINISTRATOR										1,257.69			
Z2	IL DEPT OF REVENUE	20170815ADILSTA		0 10L000 4813 0000 00 000000	EDUCATION FUND	W	201700021	08/15/2017		168.00			
Z2	IL DEPT OF REVENUE	20170815ADILSTA		0 20L000 4813 0000 00 000000	OPER, BUILD, & MAINT FUND	W	201700021	08/15/2017		25.00			
Z2	IL DEPT OF REVENUE	20170815ADILSTX		0 10L000 4813 0000 00 000000	EDUCATION FUND	W	201700021	08/15/2017		26,693.98			
Z2	IL DEPT OF REVENUE	20170815ADILSTX		0 20L000 4813 0000 00 000000	OPER, BUILD, & MAINT FUND	W	201700021	08/15/2017		1,271.11			
Z2	IL DEPT OF REVENUE	20170815ADILSTX		0 40L000 4813 0000 00 000000	TRANSPORTATION FUND	W	201700021	08/15/2017		417.11			
Totals for IL DEPT OF REVENUE										28,575.20			
0821	ILLINI FIRE EQUIPMENT CO	175511	81718128	40E000 2550 4130 00 000000	TRANSPORTATION FUND/PUPIL TRANSPORTATION R		8903	08/21/2017		254.50			
0821	ILLINI FIRE EQUIPMENT CO	175512	81718129	40E000 2550 4120 00 000000	TRANSPORTATION FUND/PUPIL TRANSPORTATION R		8903	08/21/2017		202.50			
Totals for ILLINI FIRE EQUIPMENT CO										457.00			
0821	ILLINOIS STANDARD PARTS,	20141	81718160	40E000 2550 4120 00 000000	TRANSPORTATION FUND/PUPIL TRANSPORTATION R		8905	08/21/2017		7.23			
0821	ILLINOIS STANDARD PARTS,	20174	81718188	40E000 2550 4120 00 000000	TRANSPORTATION FUND/PUPIL TRANSPORTATION R		8905	08/21/2017		12.56			
Totals for ILLINOIS STANDARD PARTS, INC										19.79			
0821	ILLINOIS VIRTUAL SCHOOL	010516-00373	111718010	10E000 1240 3100 10 000000	EDUCATION FUND/PROFESSIONAL & TECHNICAL R		8904	08/21/2017		380.00			
0821	ILLINOIS VIRTUAL SCHOOL	092016-18	111718010	10E000 1240 3100 10 000000	EDUCATION FUND/PROFESSIONAL & TECHNICAL R		8904	08/21/2017		225.00			
0821	ILLINOIS VIRTUAL SCHOOL	011917-490	111718010	10E000 1240 3100 10 000000	EDUCATION FUND/PROFESSIONAL & TECHNICAL R		8904	08/21/2017		225.00			
0821	ILLINOIS VIRTUAL SCHOOL	010517-393	111718010	10E000 1240 3100 10 000000	EDUCATION FUND/PROFESSIONAL & TECHNICAL R		8904	08/21/2017		450.00			
Totals for ILLINOIS VIRTUAL SCHOOL										1,280.00			

BATCH		INVOICE								CHECK		CHECK	AMOUNT
NUMBER	VENDOR	NUMBER	PO NUMBER	ACCOUNT NUMBER				ACCOUNT DESCRIPTION	TYPE	CHECK #	DATE		
Z2	INTERNAL REVENUE SERVICE	20170815ADFICAA	0	10L000	4818	0000	00	000000	EDUCATION FUND	W	201700023	08/15/2017	-963.67
Z2	INTERNAL REVENUE SERVICE	20170815ADFICAE	0	10L000	4817	0000	00	000000	EDUCATION FUND	W	201700023	08/15/2017	5,375.45
Z2	INTERNAL REVENUE SERVICE	20170815ADFICAE	0	20L000	4817	0000	00	000000	OPER, BUILD, & MAINT FUND	W	201700023	08/15/2017	1,742.57
Z2	INTERNAL REVENUE SERVICE	20170815ADFICAE	0	40L000	4817	0000	00	000000	TRANSPORTATION FUND	W	201700023	08/15/2017	596.56
Z2	INTERNAL REVENUE SERVICE	20170815ADFTA	0	10L000	4812	0000	00	000000	EDUCATION FUND	W	201700023	08/15/2017	2,037.00
Z2	INTERNAL REVENUE SERVICE	20170815ADFTA	0	20L000	4812	0000	00	000000	OPER, BUILD, & MAINT FUND	W	201700023	08/15/2017	185.00
Z2	INTERNAL REVENUE SERVICE	20170815ADFTP	0	10L000	4812	0000	00	000000	EDUCATION FUND	W	201700023	08/15/2017	483.32
Z2	INTERNAL REVENUE SERVICE	20170815ADFTX	0	10L000	4812	0000	00	000000	EDUCATION FUND	W	201700023	08/15/2017	58,832.64
Z2	INTERNAL REVENUE SERVICE	20170815ADFTX	0	20L000	4812	0000	00	000000	OPER, BUILD, & MAINT FUND	W	201700023	08/15/2017	2,597.56
Z2	INTERNAL REVENUE SERVICE	20170815ADFTX	0	40L000	4812	0000	00	000000	TRANSPORTATION FUND	W	201700023	08/15/2017	722.64
Z2	INTERNAL REVENUE SERVICE	20170815ADMCEE	0	10L000	4818	0000	00	000000	EDUCATION FUND	W	201700023	08/15/2017	8,289.04
Z2	INTERNAL REVENUE SERVICE	20170815ADMCEE	0	20L000	4818	0000	00	000000	OPER, BUILD, & MAINT FUND	W	201700023	08/15/2017	407.53
Z2	INTERNAL REVENUE SERVICE	20170815ADMCEE	0	40L000	4818	0000	00	000000	TRANSPORTATION FUND	W	201700023	08/15/2017	139.52
Z2	INTERNAL REVENUE SERVICE	20170815AFFICAA	0	50L000	4817	0000	00	000000	I.M.R.F./SOC. SEC. FUND	W	201700023	08/15/2017	-963.67
Z2	INTERNAL REVENUE SERVICE	20170815AFFICAB	0	50L000	4817	0000	00	000000	I.M.R.F./SOC. SEC. FUND	W	201700023	08/15/2017	7,714.58
Z2	INTERNAL REVENUE SERVICE	20170815AFMCBD	0	50L000	4818	0000	00	000000	I.M.R.F./SOC. SEC. FUND	W	201700023	08/15/2017	8,836.09
Totals for INTERNAL REVENUE SERVICE												96,032.16	
0821	INTERSTATE BATTERY SYSTEM	1903499014556	81718189	40E000	2550	4120	00	000000	TRANSPORTATION FUND/PUPIL TRANSPORTATION R		8906	08/21/2017	42.00
Totals for INTERSTATE BATTERY SYSTEM OF												42.00	
0821	ITTNER INC, WM B	12390		60E005	2530	5400	00	000000	CAPITAL PROJECTS FUND OR FUND/MECC/FACIL R		8907	08/21/2017	15,545.80
0821	ITTNER INC, WM B	12433		60E005	2530	5400	00	000000	CAPITAL PROJECTS FUND OR FUND/MECC/FACIL R		8907	08/21/2017	15,572.28
Totals for ITTNER INC, WM B												31,118.08	
0821	J & N LAWN CARE	331		20E000	2540	4900	00	000000	OPER, BUILD, & MAINT FUND/OPERATION MAIN R		8908	08/21/2017	1,275.00
0821	J & N LAWN CARE	332		20E000	2540	4900	00	000000	OPER, BUILD, & MAINT FUND/OPERATION MAIN R		8908	08/21/2017	4,635.00
Totals for J & N LAWN CARE												5,910.00	
0821	JOHN HERSEY HIGH SCHOOL	AUG17	61718040	10E001	1530	4150	02	000000	EDUCATION FUND/MS HIGH SCHOOL/ATHLETICS R		8909	08/21/2017	110.00
Totals for JOHN HERSEY HIGH SCHOOL												110.00	
0821	JOSTENS INC	2574834	11718010	90E000	2530	5300	00	000000	CAPITAL IMPROVEMENT FUND/FACILITIES ACQ. R		8910	08/21/2017	329.76
0821	JOSTENS INC	2574834	11718010	90E000	2530	5300	00	000000	CAPITAL IMPROVEMENT FUND/FACILITIES ACQ. R		8910	08/21/2017	21.89
Totals for JOSTENS INC												351.65	
0821	KELLER'S WILLOW SPRINGS C	24365	131718054	20E003	2540	3230	00	000000	OPER, BUILD, & MAINT FUND/LINCOLN TRAIL/ R		8911	08/21/2017	5,595.08
Totals for KELLER'S WILLOW SPRINGS CARPE												5,595.08	

BATCH		INVOICE							CHECK		CHECK		AMOUNT
NUMBER	VENDOR	NUMBER	PO NUMBER	ACCOUNT NUMBER	ACCOUNT DESCRIPTION	TYPE	CHECK #	DATE					
0821	KEN'S OIL SERVICE INC	30001-2	81718162	40E000 2550 4630 00 000000	TRANSPORTATION FUND/PUPIL TRANSPORTATION R	R	8912	08/21/2017		1,367.10			
0821	KEN'S OIL SERVICE INC	30001-1	81718163	40E000 2550 4640 00 000000	TRANSPORTATION FUND/PUPIL TRANSPORTATION R	R	8912	08/21/2017		949.29			
Totals for KEN'S OIL SERVICE INC										2,316.39			
0821	KICKAPOO DRILLING COMPANY	19362	141718010	60E001 2530 3000 00 000000	CAPITAL PROJECTS FUND OR FUND/MS HIGH SC R	R	8913	08/21/2017		404.38			
Totals for KICKAPOO DRILLING COMPANY LLC										404.38			
0821	KIRCHNER BUILDING CENTER	12056920	81718150	40E000 2550 4120 00 000000	TRANSPORTATION FUND/PUPIL TRANSPORTATION R	R	8914	08/21/2017		29.56			
Totals for KIRCHNER BUILDING CENTER										29.56			
0821	KONE INC	1157429231	131718068	80E000 2367 3900 00 000000	TORT IMMUNITY AND JUDGMENT FUN/EDUCATION A	A	171800024	08/21/2017		200.00			
Totals for KONE INC										200.00			
0821	LAKE OF THE WOODS GOLF CO	MSHSum17	11718033	10E001 1600 4100 00 000000	EDUCATION FUND/MS HIGH SCHOOL/SUMMER SCH R	R	8915	08/21/2017		560.00			
Totals for LAKE OF THE WOODS GOLF COURSE										560.00			
0821	LANDRUS, HEATHER	AUG17	21718040	10E002 1120 4200 00 000000	EDUCATION FUND/MS JUNIOR HIGH/MIDDLE-JUN A	A	171800025	08/21/2017		565.65			
Totals for LANDRUS, HEATHER										565.65			
0821	LANPHIER HIGH SCHOOL	AUG17	61718019	10E001 1520 4150 02 000000	EDUCATION FUND/MS HIGH SCHOOL/ATHLETICS R	R	8916	08/21/2017		135.00			
0821	LANPHIER HIGH SCHOOL	AUG17a	61718026	10E001 1520 4140 02 000000	EDUCATION FUND/MS HIGH SCHOOL/ATHLETICS R	R	8916	08/21/2017		135.00			
Totals for LANPHIER HIGH SCHOOL										270.00			
0821	LEROY HIGH SCHOOL	AUG17	61718030	10E001 1520 4190 02 000000	EDUCATION FUND/MS HIGH SCHOOL/ATHLETICS R	R	8917	08/21/2017		120.00			
Totals for LEROY HIGH SCHOOL										120.00			
0821	LORENZ SUPPLY CO	437161	131718073	20E003 2540 4100 00 000000	OPER, BUILD, & MAINT FUND/LINCOLN TRAIL/ R	R	8918	08/21/2017		458.62			
0821	LORENZ SUPPLY CO	443326	131718073	20E003 2540 4100 00 000000	OPER, BUILD, & MAINT FUND/LINCOLN TRAIL/ R	R	8918	08/21/2017		18.95			
0821	LORENZ SUPPLY CO	OP6021	131718073	20E003 2540 4100 00 000000	OPER, BUILD, & MAINT FUND/LINCOLN TRAIL/ R	R	8918	08/21/2017		-66.00			
Totals for LORENZ SUPPLY CO										411.57			
0821	LUKACH, LICIA	AUG17	0	10E000 2210 4100 00 000000	EDUCATION FUND/IMPROVEMENT INST SERV/GEN A	A	171800026	08/21/2017		74.90			
Totals for LUKACH, LICIA										74.90			
0821	M-S HIGH SCHOOL ACTIVITY	AUG17	61718005	10E001 1510 3190 02 000000	EDUCATION FUND/MS HIGH SCHOOL/OTHER PROF A	A	171800027	08/21/2017		6,500.00			
Totals for M-S HIGH SCHOOL ACTIVITY FUND										6,500.00			
0821	M-S JR HIGH ACTIVITY FUND	AUG17	21718041	10E002 1540 3190 02 000000	EDUCATION FUND/MS JUNIOR HIGH/OTHER PROF A	A	171800028	08/21/2017		3,580.00			
Totals for M-S JR HIGH ACTIVITY FUND										3,580.00			

BATCH		INVOICE								CHECK	CHECK		AMOUNT
NUMBER	VENDOR	NUMBER	PO NUMBER	ACCOUNT NUMBER	ACCOUNT DESCRIPTION	TYPE	CHECK #	DATE					
0821	MAHOMET AUTO PARTS	143658	81718085	40E000 2550 4130 00 000000	TRANSPORTATION FUND/PUPIL TRANSPORTATION R	R	8919	08/21/2017		3.93			
0821	MAHOMET AUTO PARTS	143992	81718107	40E000 2550 4120 00 000000	TRANSPORTATION FUND/PUPIL TRANSPORTATION R	R	8919	08/21/2017		4.69			
0821	MAHOMET AUTO PARTS	143949	81718108	40E000 2550 4120 00 000000	TRANSPORTATION FUND/PUPIL TRANSPORTATION R	R	8919	08/21/2017		17.16			
0821	MAHOMET AUTO PARTS	143968	81718109	40E000 2550 4120 00 000000	TRANSPORTATION FUND/PUPIL TRANSPORTATION R	R	8919	08/21/2017		8.25			
0821	MAHOMET AUTO PARTS	143950	81718117	40E000 2550 4120 00 000000	TRANSPORTATION FUND/PUPIL TRANSPORTATION R	R	8919	08/21/2017		8.84			
0821	MAHOMET AUTO PARTS	144444	81718149	40E000 2550 4120 00 000000	TRANSPORTATION FUND/PUPIL TRANSPORTATION R	R	8919	08/21/2017		87.48			
Totals for MAHOMET AUTO PARTS										130.35			
0821	MAHOMET SPECIALTY CLINIC	7524	0	40E000 2550 3140 00 000000	TRANSPORTATION FUND/PUPIL TRANSPORTATION R	R	8920	08/21/2017		150.00			
Totals for MAHOMET SPECIALTY CLINIC										150.00			
0821	MAILFINANCE	N6643394	121718018	10E000 2520 3400 00 000000	EDUCATION FUND/FISCAL SERVICES/COMMUNICA R	R	8921	08/21/2017		316.56			
Totals for MAILFINANCE										316.56			
0821	MARTIN, DANA	AUG17	31718036	10E003 1110 4100 00 000000	EDUCATION FUND/LINCOLN TRAIL/ELEMENTARY/ A	A	171800029	08/21/2017		100.00			
Totals for MARTIN, DANA										100.00			
0821	MATTOON HIGH SCHOOL	AUG17	61718009	10E001 1520 4170 02 000000	EDUCATION FUND/MS HIGH SCHOOL/ATHLETICS R	R	8922	08/21/2017		300.00			
Totals for MATTOON HIGH SCHOOL										300.00			
0821	METAMORA HIGH SCHOOL	AUG17	61718021	10E001 1520 4150 02 000000	EDUCATION FUND/MS HIGH SCHOOL/ATHLETICS R	R	8923	08/21/2017		125.00			
0821	METAMORA HIGH SCHOOL	AUG17a	61718024	10E001 1520 4140 02 000000	EDUCATION FUND/MS HIGH SCHOOL/ATHLETICS R	R	8923	08/21/2017		125.00			
Totals for METAMORA HIGH SCHOOL										250.00			
0821	MICRO SYSTEMS INTEGRATION F1785		0	10E000 1150 3230 06 000000	EDUCATION FUND/DISTRICT/REPAIR AND MAINT R	R	8924	08/21/2017		1,540.00			
0821	MICRO SYSTEMS INTEGRATION F1785		0	10E000 1150 4900 06 000000	EDUCATION FUND/DISTRICT/OTHER SUPPLIES & R	R	8924	08/21/2017		174.00			
Totals for MICRO SYSTEMS INTEGRATION										1,714.00			
0821	MIDWEST ENGINEERING & TES 75041-707		121617125	60E005 2530 5400 00 000000	CAPITAL PROJECTS FUND OR FUND/MECC/FACIL R	R	8925	08/21/2017		7,435.75			
Totals for MIDWEST ENGINEERING & TESTING										7,435.75			
0821	MIDWEST TRANSIT EQUIPMENT X101033123:01		81718159	40E000 2550 4130 00 000000	TRANSPORTATION FUND/PUPIL TRANSPORTATION R	R	8926	08/21/2017		190.70			
Totals for MIDWEST TRANSIT EQUIPMENT INC										190.70			
0821	MILLER TRACY BRAUN FUNK M 90557		0	80E000 2369 3180 00 000000	TORT IMMUNITY AND JUDGMENT FUN/LEGAL SER R	R	8927	08/21/2017		58.75			
Totals for MILLER TRACY BRAUN FUNK MILLE										58.75			
0821	MILLS, NATHAN	AUG17	81718186	40E000 2550 3230 00 000000	TRANSPORTATION FUND/PUPIL TRANSPORTATION A	A	171800030	08/21/2017		50.00			

BATCH		INVOICE							CHECK		CHECK		AMOUNT
NUMBER	VENDOR	NUMBER	PO NUMBER	ACCOUNT NUMBER	ACCOUNT DESCRIPTION			TYPE	CHECK #	DATE			
0821	MILLS, NATHAN	AUG17a	81718187	40E000 2550 4130 00 000000	TRANSPORTATION FUND/PUPIL TRANSPORTATION			A	171800030	08/21/2017	146.97		
Totals for MILLS, NATHAN											196.97		
0821	MUSIC SHOPPE	2439877	161718005	10E001 1501 5400 04 000000	EDUCATION FUND/MS HIGH SCHOOL/MUSIC/SITE			R	8928	08/21/2017	3,396.00		
Totals for MUSIC SHOPPE											3,396.00		
0821	NEWS-GAZETTE, THE	1357926		0 10E000 2310 3500 00 000000	EDUCATION FUND/BRD ED SERVICES/ADVERTISI			R	8929	08/21/2017	150.00		
0821	NEWS-GAZETTE, THE	1355787		0 10E000 2310 3500 00 000000	EDUCATION FUND/BRD ED SERVICES/ADVERTISI			R	8929	08/21/2017	21.56		
Totals for NEWS-GAZETTE, THE											171.56		
0821	NICOLETTE, SERRA	AUG17	31718045	10E003 1250 4100 00 004300	EDUCATION FUND/LINCOLN TRAIL/REMEDIAL AN			A	171800031	08/21/2017	240.00		
Totals for NICOLETTE, SERRA											240.00		
0821	NOODLETOOLS, INC	206-359-RI	151718005	10E001 2220 4100 00 000000	EDUCATION FUND/MS HIGH SCHOOL/EDUCATIONA			R	8930	08/21/2017	315.00		
Totals for NOODLETOOLS, INC											315.00		
0821	NORMAL U-HIGH	AUG17	61718016	10E001 1520 4150 02 000000	EDUCATION FUND/MS HIGH SCHOOL/ATHLETICS			R	8931	08/21/2017	125.00		
Totals for NORMAL U-HIGH											125.00		
0821	NORRIS, RITA	AUG17	81718144	40E000 2550 3140 00 000000	TRANSPORTATION FUND/PUPIL TRANSPORTATION			A	171800032	08/21/2017	4.00		
Totals for NORRIS, RITA											4.00		
0821	NOTRE DAME HIGH SCHOOL	AUG17	61718015	10E001 1520 4150 02 000000	EDUCATION FUND/MS HIGH SCHOOL/ATHLETICS			R	8932	08/21/2017	275.00		
0821	NOTRE DAME HIGH SCHOOL	AUG17a	61718023	10E001 1520 4140 02 000000	EDUCATION FUND/MS HIGH SCHOOL/ATHLETICS			R	8932	08/21/2017	275.00		
Totals for NOTRE DAME HIGH SCHOOL											550.00		
0821	OFFICE DEPOT	937911540001	11718006	10E001 1130 4100 00 000000	EDUCATION FUND/MS HIGH SCHOOL/HIGH SCHOO			R	8933	08/21/2017	131.85		
0821	OFFICE DEPOT	935350042001	21718025	10E002 1120 4100 00 000000	EDUCATION FUND/MS JUNIOR HIGH/MIDDLE-JUN			R	8933	08/21/2017	526.22		
0821	OFFICE DEPOT	835350046001	21718025	10E002 1120 4100 00 000000	EDUCATION FUND/MS JUNIOR HIGH/MIDDLE-JUN			R	8933	08/21/2017	2.64		
0821	OFFICE DEPOT	935350045001	21718025	10E002 1120 4100 00 000000	EDUCATION FUND/MS JUNIOR HIGH/MIDDLE-JUN			R	8933	08/21/2017	99.99		
0821	OFFICE DEPOT	95003205001	21718025	10E002 1120 4100 00 000000	EDUCATION FUND/MS JUNIOR HIGH/MIDDLE-JUN			R	8933	08/21/2017	-99.99		
0821	OFFICE DEPOT	950586020001	21718039	10E002 1120 4100 00 000000	EDUCATION FUND/MS JUNIOR HIGH/MIDDLE-JUN			R	8933	08/21/2017	50.15		
0821	OFFICE DEPOT	936530431001	31718006	10E003 1110 4100 09 000000	EDUCATION FUND/LINCOLN TRAIL/ELEMENTARY/			R	8933	08/21/2017	258.07		
0821	OFFICE DEPOT	939596645001	31718006	10E003 1110 4100 09 000000	EDUCATION FUND/LINCOLN TRAIL/ELEMENTARY/			R	8933	08/21/2017	-258.07		
0821	OFFICE DEPOT	934145126001	41718009	10E004 1110 4100 00 000000	EDUCATION FUND/SANGAMON/ELEMENTARY/GENER			R	8933	08/21/2017	887.75		
0821	OFFICE DEPOT	948765827001	91718014	10E000 2320 4100 00 000000	EDUCATION FUND/EXECUTIVE ADM. SERV/GENER			R	8933	08/21/2017	22.18		
0821	OFFICE DEPOT	948765828001	91718014	10E000 2320 4100 00 000000	EDUCATION FUND/EXECUTIVE ADM. SERV/GENER			R	8933	08/21/2017	133.98		
Totals for OFFICE DEPOT											1,754.77		

BATCH		INVOICE							CHECK		CHECK		AMOUNT
NUMBER	VENDOR	NUMBER	PO NUMBER	ACCOUNT NUMBER	ACCOUNT DESCRIPTION			TYPE	CHECK #	DATE			
0821	OLD ORCHARD LANES	7/14/17	11718026	10E001 1600 4100 00 000000	EDUCATION FUND/MS HIGH SCHOOL/SUMMER SCH			R	8934	08/21/2017	1,428.00		
Totals for OLD ORCHARD LANES											1,428.00		
0821	OMNI GROUP	1708-7890	0	10E000 2520 4100 00 000000	EDUCATION FUND/FISCAL SERVICES/GENERAL S			R	8935	08/21/2017	9.00		
Totals for OMNI GROUP											9.00		
0821	ORIENTAL TRADING CO	684933573-01	51718014	10E000 1110 4100 01 000000	EDUCATION FUND/ELEMENTARY/GENERAL SUPPLI			R	8936	08/21/2017	26.82		
0821	ORIENTAL TRADING CO	684933573-01	51718014	10E000 1110 4100 01 000000	EDUCATION FUND/ELEMENTARY/GENERAL SUPPLI			R	8936	08/21/2017	6.16		
0821	ORIENTAL TRADING CO	684933573-01	51718014	10E000 1110 4100 01 000000	EDUCATION FUND/ELEMENTARY/GENERAL SUPPLI			R	8936	08/21/2017	39.96		
Totals for ORIENTAL TRADING CO											72.94		
0821	PANEPINTO, ROSE	AUG17	0	10E000 1240 3100 10 000000	EDUCATION FUND/PROFESSIONAL & TECHNICAL			R	8937	08/21/2017	200.00		
Totals for PANEPINTO, ROSE											200.00		
0821	PEARSON EDUCATION INC	4025098363	41718005	10E004 1110 4100 00 000000	EDUCATION FUND/SANGAMON/ELEMENTARY/GENER			R	8938	08/21/2017	159.52		
0821	PEARSON EDUCATION INC	4025098363	41718005	10E004 1110 4100 00 000000	EDUCATION FUND/SANGAMON/ELEMENTARY/GENER			R	8938	08/21/2017	209.37		
0821	PEARSON EDUCATION INC	4025098363	41718005	10E004 1110 4100 00 000000	EDUCATION FUND/SANGAMON/ELEMENTARY/GENER			R	8938	08/21/2017	19.94		
0821	PEARSON EDUCATION INC	4025098363	41718005	10E004 1110 4100 00 000000	EDUCATION FUND/SANGAMON/ELEMENTARY/GENER			R	8938	08/21/2017	27.23		
Totals for PEARSON EDUCATION INC											416.06		
0821	PONTIAC HIGH SCHOOL	AUG17	61718010	10E001 1520 4170 02 000000	EDUCATION FUND/MS HIGH SCHOOL/ATHLETICS			R	8939	08/21/2017	185.00		
Totals for PONTIAC HIGH SCHOOL											185.00		
0821	PRAIRIE WIND SPEECH THERA	29873-10085	0	10E000 1240 3100 10 000000	EDUCATION FUND/PROFESSIONAL & TECHNICAL			R	8940	08/21/2017	480.00		
0821	PRAIRIE WIND SPEECH THERA	29873-10085a	0	10E000 1240 3100 10 000000	EDUCATION FUND/PROFESSIONAL & TECHNICAL			R	8940	08/21/2017	800.00		
Totals for PRAIRIE WIND SPEECH THERAPY I											1,280.00		
0821	PREMIER PRINT GROUP	151131	41718015	10E004 1110 4100 00 000000	EDUCATION FUND/SANGAMON/ELEMENTARY/GENER			R	8941	08/21/2017	328.00		
Totals for PREMIER PRINT GROUP											328.00		
0821	QUILL CORP	8806656	101718008	10E000 2320 4100 00 000000	EDUCATION FUND/EXECUTIVE ADM. SERV/GENER			R	8942	08/21/2017	35.99		
0821	QUILL CORP	8806656	101718008	10E000 2320 4100 00 000000	EDUCATION FUND/EXECUTIVE ADM. SERV/GENER			R	8942	08/21/2017	14.99		
0821	QUILL CORP	8806656	101718008	10E000 2320 4100 00 000000	EDUCATION FUND/EXECUTIVE ADM. SERV/GENER			R	8942	08/21/2017	5.29		
0821	QUILL CORP	8795888	101718008	10E000 2320 4100 00 000000	EDUCATION FUND/EXECUTIVE ADM. SERV/GENER			R	8942	08/21/2017	87.99		
0821	QUILL CORP	8815972	101718008	10E000 2320 4100 00 000000	EDUCATION FUND/EXECUTIVE ADM. SERV/GENER			R	8942	08/21/2017	29.99		
Totals for QUILL CORP											174.25		
0821	R & G CONSULTANTS	4439	0	10E000 1240 3100 10 000000	EDUCATION FUND/PROFESSIONAL & TECHNICAL			R	8943	08/21/2017	2,417.69		
Totals for R & G CONSULTANTS											2,417.69		

BATCH		INVOICE							CHECK	CHECK		AMOUNT
NUMBER	VENDOR	NUMBER	PO NUMBER	ACCOUNT NUMBER	ACCOUNT DESCRIPTION			TYPE	CHECK #	DATE		
0821	RAILS	4249	151718004	10E001 2220 4100 00 000000	EDUCATION FUND/MS HIGH SCHOOL/EDUCATIONA			R	8944	08/21/2017	363.00	
Totals for RAILS											363.00	
0821	REALLY GOOD STUFF INC	5972183	41718012	10E004 1110 4100 00 000000	EDUCATION FUND/SANGAMON/ELEMENTARY/GENER			R	8945	08/21/2017	12.50	
0821	REALLY GOOD STUFF INC	5972183	41718012	10E004 1110 4100 00 000000	EDUCATION FUND/SANGAMON/ELEMENTARY/GENER			R	8945	08/21/2017	12.48	
0821	REALLY GOOD STUFF INC	5972183	41718012	10E004 1110 4100 00 000000	EDUCATION FUND/SANGAMON/ELEMENTARY/GENER			R	8945	08/21/2017	47.99	
0821	REALLY GOOD STUFF INC	5972183	41718012	10E004 1110 4100 00 000000	EDUCATION FUND/SANGAMON/ELEMENTARY/GENER			R	8945	08/21/2017	8.95	
0821	REALLY GOOD STUFF INC	6134007	101718014	10E000 1250 4100 00 004300	EDUCATION FUND/REMEDIAL AND SUPPLEMENTAL			R	8945	08/21/2017	37.98	
0821	REALLY GOOD STUFF INC	6134007	101718014	10E000 1250 4100 00 004300	EDUCATION FUND/REMEDIAL AND SUPPLEMENTAL			R	8945	08/21/2017	6.95	
Totals for REALLY GOOD STUFF INC											126.85	
0821	REGIONAL OFFICE OF EDUCAT	RP1094-AR	0	10E001 1900 8000 00 000000	EDUCATION FUND/MS HIGH SCHOOL/TRUANT ALT			R	8946	08/21/2017	175.00	
Totals for REGIONAL OFFICE OF EDUCATION											175.00	
0821	REPUBLIC SERVICES #729	0729-000328148	121718019	20E000 2540 3210 00 000000	OPER, BUILD, & MAINT FUND/OPERATION MAIN			R	8947	08/21/2017	1,750.00	
Totals for REPUBLIC SERVICES #729											1,750.00	
0821	REVTRAK INC	853331502	0	10E000 1150 6400 06 000000	EDUCATION FUND/DISTRICT/DUES AND FEES/TE			W	201700026	08/21/2017	4,385.71	
0821	REVTRAK INC	853331502a	0	10E000 1150 6400 06 000000	EDUCATION FUND/DISTRICT/DUES AND FEES/TE			W	201700026	08/21/2017	-2.10	
Totals for REVTRAK INC											4,383.61	
0821	REYNOLDS TOWING SERVICE	323655	81718194	40E000 2550 3230 00 000000	TRANSPORTATION FUND/PUPIL TRANSPORTATION			R	8948	08/21/2017	55.00	
Totals for REYNOLDS TOWING SERVICE											55.00	
0821	RICOH USA INC	Quote ID Q89717	0	30E000 5300 6900 00 000000	DEBT SERVICE FUND OR FUND GROU/DEBT SERV			R	8949	08/21/2017	15,731.10	
0821	RICOH USA INC	Quote ID Q89717	0	30E000 5300 6900 00 000000	DEBT SERVICE FUND OR FUND GROU/DEBT SERV			R	8949	08/21/2017	5,279.20	
Totals for RICOH USA INC											21,010.30	
0821	RIDDELL	60330609	61718043	80E000 2367 3900 00 000000	TORT IMMUNITY AND JUDGMENT FUN/EDUCATION			R	8950	08/21/2017	11,354.09	
Totals for RIDDELL											11,354.09	
0821	ROGARDS	1425957-0	31718020	10E003 1110 4100 00 000000	EDUCATION FUND/LINCOLN TRAIL/ELEMENTARY/			R	8953	08/21/2017	20.74	
0821	ROGARDS	1425959-0	31718020	10E003 1110 4100 00 000000	EDUCATION FUND/LINCOLN TRAIL/ELEMENTARY/			R	8953	08/21/2017	34.34	
0821	ROGARDS	1425959-1	31718020	10E003 1110 4100 00 000000	EDUCATION FUND/LINCOLN TRAIL/ELEMENTARY/			R	8953	08/21/2017	9.87	
0821	ROGARDS	1425964-0	31718020	10E003 1110 4100 00 000000	EDUCATION FUND/LINCOLN TRAIL/ELEMENTARY/			R	8953	08/21/2017	88.62	
0821	ROGARDS	1425664-0	41718016	10E004 1110 4100 00 000000	EDUCATION FUND/SANGAMON/ELEMENTARY/GENER			R	8953	08/21/2017	84.11	
0821	ROGARDS	1425665-0	41718016	10E004 1110 4100 00 000000	EDUCATION FUND/SANGAMON/ELEMENTARY/GENER			R	8953	08/21/2017	33.19	
0821	ROGARDS	1425665-1	41718016	10E004 1110 4100 00 000000	EDUCATION FUND/SANGAMON/ELEMENTARY/GENER			R	8953	08/21/2017	10.78	

BATCH		INVOICE								CHECK		CHECK		AMOUNT
NUMBER	VENDOR	NUMBER	PO NUMBER	ACCOUNT NUMBER	ACCOUNT DESCRIPTION	TYPE	CHECK #	DATE						
0821	ROGARDS	1425665-2	41718016	10E004 1110 4100 00 000000	EDUCATION FUND/SANGAMON/ELEMENTARY/GENER	R	8953	08/21/2017			6.97			
0821	ROGARDS	1425666-0	41718016	10E004 1110 4100 00 000000	EDUCATION FUND/SANGAMON/ELEMENTARY/GENER	R	8953	08/21/2017			19.27			
0821	ROGARDS	1425666-1	41718016	10E004 1110 4100 00 000000	EDUCATION FUND/SANGAMON/ELEMENTARY/GENER	R	8953	08/21/2017			11.48			
0821	ROGARDS	1425666-2	41718016	10E004 1110 4100 00 000000	EDUCATION FUND/SANGAMON/ELEMENTARY/GENER	R	8953	08/21/2017			63.24			
0821	ROGARDS	1425668-0	41718016	10E004 1110 4100 00 000000	EDUCATION FUND/SANGAMON/ELEMENTARY/GENER	R	8953	08/21/2017			23.77			
0821	ROGARDS	1425668-1	41718016	10E004 1110 4100 00 000000	EDUCATION FUND/SANGAMON/ELEMENTARY/GENER	R	8953	08/21/2017			24.99			
0821	ROGARDS	1425668-2	41718016	10E004 1110 4100 00 000000	EDUCATION FUND/SANGAMON/ELEMENTARY/GENER	R	8953	08/21/2017			34.01			
0821	ROGARDS	1425681-0	41718016	10E004 1110 4100 00 000000	EDUCATION FUND/SANGAMON/ELEMENTARY/GENER	R	8953	08/21/2017			12.44			
0821	ROGARDS	1425681-1	41718016	10E004 1110 4100 00 000000	EDUCATION FUND/SANGAMON/ELEMENTARY/GENER	R	8953	08/21/2017			71.06			
0821	ROGARDS	1425698-0	41718016	10E004 1110 4100 00 000000	EDUCATION FUND/SANGAMON/ELEMENTARY/GENER	R	8953	08/21/2017			24.00			
0821	ROGARDS	1425698-1	41718016	10E004 1110 4100 00 000000	EDUCATION FUND/SANGAMON/ELEMENTARY/GENER	R	8953	08/21/2017			36.91			
0821	ROGARDS	1425699-0	41718016	10E004 1110 4100 00 000000	EDUCATION FUND/SANGAMON/ELEMENTARY/GENER	R	8953	08/21/2017			75.52			
0821	ROGARDS	1425699-1	41718016	10E004 1110 4100 00 000000	EDUCATION FUND/SANGAMON/ELEMENTARY/GENER	R	8953	08/21/2017			27.43			
0821	ROGARDS	1425700-0	41718016	10E004 1110 4100 00 000000	EDUCATION FUND/SANGAMON/ELEMENTARY/GENER	R	8953	08/21/2017			9.79			
0821	ROGARDS	1425700-1	41718016	10E004 1110 4100 00 000000	EDUCATION FUND/SANGAMON/ELEMENTARY/GENER	R	8953	08/21/2017			80.04			
0821	ROGARDS	1425701-0	41718016	10E004 1110 4100 00 000000	EDUCATION FUND/SANGAMON/ELEMENTARY/GENER	R	8953	08/21/2017			50.10			
0821	ROGARDS	1425702-0	41718016	10E004 1110 4100 00 000000	EDUCATION FUND/SANGAMON/ELEMENTARY/GENER	R	8953	08/21/2017			87.83			
0821	ROGARDS	1425682-0	41718016	10E004 1110 4100 00 000000	EDUCATION FUND/SANGAMON/ELEMENTARY/GENER	R	8953	08/21/2017			30.00			
0821	ROGARDS	1425682-1	41718016	10E004 1110 4100 00 000000	EDUCATION FUND/SANGAMON/ELEMENTARY/GENER	R	8953	08/21/2017			67.89			
0821	ROGARDS	1425667-0	41718016	10E004 1110 4100 00 000000	EDUCATION FUND/SANGAMON/ELEMENTARY/GENER	R	8953	08/21/2017			95.63			
Totals for ROGARDS											1,134.02			
0821	RUSH TRUCK CENTER, CHAMPA	3007050682	81718094	40E000 2550 3230 00 000000	TRANSPORTATION FUND/PUPIL TRANSPORTATION	R	8955	08/21/2017			164.86			
0821	RUSH TRUCK CENTER, CHAMPA	3007050682	81718094	40E000 2550 4130 00 000000	TRANSPORTATION FUND/PUPIL TRANSPORTATION	R	8955	08/21/2017			697.80			
0821	RUSH TRUCK CENTER, CHAMPA	3007050434	81718095	40E000 2550 3230 00 000000	TRANSPORTATION FUND/PUPIL TRANSPORTATION	R	8955	08/21/2017			119.88			
0821	RUSH TRUCK CENTER, CHAMPA	3007050476	81718096	40E000 2550 3230 00 000000	TRANSPORTATION FUND/PUPIL TRANSPORTATION	R	8955	08/21/2017			119.88			
0821	RUSH TRUCK CENTER, CHAMPA	3007050524	81718097	40E000 2550 3230 00 000000	TRANSPORTATION FUND/PUPIL TRANSPORTATION	R	8955	08/21/2017			119.88			
0821	RUSH TRUCK CENTER, CHAMPA	3007050579	81718098	40E000 2550 3230 00 000000	TRANSPORTATION FUND/PUPIL TRANSPORTATION	R	8955	08/21/2017			119.88			
0821	RUSH TRUCK CENTER, CHAMPA	3007050612	81718099	40E000 2550 3230 00 000000	TRANSPORTATION FUND/PUPIL TRANSPORTATION	R	8955	08/21/2017			119.88			
0821	RUSH TRUCK CENTER, CHAMPA	3007050659	81718100	40E000 2550 3230 00 000000	TRANSPORTATION FUND/PUPIL TRANSPORTATION	R	8955	08/21/2017			119.88			
0821	RUSH TRUCK CENTER, CHAMPA	3007065075	81718111	40E000 2550 3230 00 000000	TRANSPORTATION FUND/PUPIL TRANSPORTATION	R	8955	08/21/2017			159.84			
0821	RUSH TRUCK CENTER, CHAMPA	3007065139	81718112	40E000 2550 3230 00 000000	TRANSPORTATION FUND/PUPIL TRANSPORTATION	R	8955	08/21/2017			159.84			
0821	RUSH TRUCK CENTER, CHAMPA	3007065206	81718113	40E000 2550 3230 00 000000	TRANSPORTATION FUND/PUPIL TRANSPORTATION	R	8955	08/21/2017			159.84			
0821	RUSH TRUCK CENTER, CHAMPA	3007065252	81718114	40E000 2550 3230 00 000000	TRANSPORTATION FUND/PUPIL TRANSPORTATION	R	8955	08/21/2017			159.84			
0821	RUSH TRUCK CENTER, CHAMPA	3007065318	81718115	40E000 2550 3230 00 000000	TRANSPORTATION FUND/PUPIL TRANSPORTATION	R	8955	08/21/2017			159.84			
0821	RUSH TRUCK CENTER, CHAMPA	3007157747	81718132	40E000 2550 3230 00 000000	TRANSPORTATION FUND/PUPIL TRANSPORTATION	R	8955	08/21/2017			134.87			
0821	RUSH TRUCK CENTER, CHAMPA	3007157798	81718133	40E000 2550 3230 00 000000	TRANSPORTATION FUND/PUPIL TRANSPORTATION	R	8955	08/21/2017			134.87			
0821	RUSH TRUCK CENTER, CHAMPA	3007158000	81718134	40E000 2550 3230 00 000000	TRANSPORTATION FUND/PUPIL TRANSPORTATION	R	8955	08/21/2017			134.87			
0821	RUSH TRUCK CENTER, CHAMPA	3007157902	81718135	40E000 2550 3230 00 000000	TRANSPORTATION FUND/PUPIL TRANSPORTATION	R	8955	08/21/2017			134.87			

BATCH		INVOICE							CHECK		CHECK		AMOUNT
NUMBER	VENDOR	NUMBER	PO NUMBER	ACCOUNT NUMBER				ACCOUNT DESCRIPTION	TYPE	CHECK #	DATE		
0821	RUSH TRUCK CENTER, CHAMPA	3007158104	81718136	40E000 2550 3230 00 000000				TRANSPORTATION FUND/PUPIL TRANSPORTATION R	R	8955	08/21/2017	134.87	
0821	RUSH TRUCK CENTER, CHAMPA	3007158154	81718137	40E000 2550 3230 00 000000				TRANSPORTATION FUND/PUPIL TRANSPORTATION R	R	8955	08/21/2017	134.87	
Totals for RUSH TRUCK CENTER, CHAMPAIGN											3,190.36		
0821	S & S WORLDWIDE INC	9793435	51718015	10E000 1110 4100 01 000000				EDUCATION FUND/ELEMENTARY/GENERAL SUPPLI R	R	8956	08/21/2017	116.69	
0821	S & S WORLDWIDE INC	9800892	51718015	10E000 1110 4100 01 000000				EDUCATION FUND/ELEMENTARY/GENERAL SUPPLI R	R	8956	08/21/2017	11.19	
Totals for S & S WORLDWIDE INC											127.88		
0821	SAMMY`S AUTO ELECTRIC SER	70983	81718110	40E000 2550 3230 00 000000				TRANSPORTATION FUND/PUPIL TRANSPORTATION R	R	8957	08/21/2017	730.00	
Totals for SAMMY`S AUTO ELECTRIC SERVICE											730.00		
0821	SCHOLASTIC INC	M6090620	51718022	10E005 1250 4100 00 004300				EDUCATION FUND/MECC/REMEDIAL AND SUPPLEM R	R	8958	08/21/2017	151.01	
Totals for SCHOLASTIC INC											151.01		
0821	SCHOLASTIC MAGAZINES	M6170825	21718001	10E002 1120 4100 09 000000				EDUCATION FUND/MS JUNIOR HIGH/MIDDLE-JUN R	R	8959	08/21/2017	269.70	
0821	SCHOLASTIC MAGAZINES	M6170825	21718001	10E002 1120 4100 09 000000				EDUCATION FUND/MS JUNIOR HIGH/MIDDLE-JUN R	R	8959	08/21/2017	26.97	
0821	SCHOLASTIC MAGAZINES	M6197332	41718007	10E004 1110 4100 00 000000				EDUCATION FUND/SANGAMON/ELEMENTARY/GENER R	R	8959	08/21/2017	1,320.00	
0821	SCHOLASTIC MAGAZINES	M6197332	41718007	10E004 1110 4100 00 000000				EDUCATION FUND/SANGAMON/ELEMENTARY/GENER R	R	8959	08/21/2017	1,237.50	
0821	SCHOLASTIC MAGAZINES	M6197332	41718007	10E004 1110 4100 00 000000				EDUCATION FUND/SANGAMON/ELEMENTARY/GENER R	R	8959	08/21/2017	255.75	
Totals for SCHOLASTIC MAGAZINES											3,109.92		
0821	SCHOOL SPECIALTY	308102785828	31718022	10E003 1110 4100 00 000000				EDUCATION FUND/LINCOLN TRAIL/ELEMENTARY/ A	A	171800033	08/21/2017	95.56	
0821	SCHOOL SPECIALTY	208118517863	31718023	10E003 1110 4100 00 000000				EDUCATION FUND/LINCOLN TRAIL/ELEMENTARY/ A	A	171800033	08/21/2017	99.83	
0821	SCHOOL SPECIALTY	208118677035	31718024	10E003 1110 4100 00 000000				EDUCATION FUND/LINCOLN TRAIL/ELEMENTARY/ A	A	171800033	08/21/2017	29.77	
0821	SCHOOL SPECIALTY	208118339158	41718008	10E004 1110 4100 00 000000				EDUCATION FUND/SANGAMON/ELEMENTARY/GENER A	A	171800033	08/21/2017	435.44	
Totals for SCHOOL SPECIALTY											660.60		
0821	SCHOONOVER SEWER SERVICE	158853	131718090	20E001 2540 3230 00 000000				OPER, BUILD, & MAINT FUND/MS HIGH SCHOOL R	R	8960	08/21/2017	291.67	
0821	SCHOONOVER SEWER SERVICE	158853	131718090	20E002 2540 3230 00 000000				OPER, BUILD, & MAINT FUND/MS JUNIOR HIGH R	R	8960	08/21/2017	291.67	
0821	SCHOONOVER SEWER SERVICE	158853	131718090	20E003 2540 3230 00 000000				OPER, BUILD, & MAINT FUND/LINCOLN TRAIL/ R	R	8960	08/21/2017	291.66	
Totals for SCHOONOVER SEWER SERVICE INC											875.00		
0821	SEQUEL YOUTH & FAMILY SER	120402-1	0	10E001 1912 8000 10 000000				EDUCATION FUND/MS HIGH SCHOOL/SPECIAL ED R	R	8961	08/21/2017	2,279.94	
0821	SEQUEL YOUTH & FAMILY SER	120402-1a	0	10E001 1912 8000 10 000000				EDUCATION FUND/MS HIGH SCHOOL/SPECIAL ED R	R	8961	08/21/2017	2,806.08	
Totals for SEQUEL YOUTH & FAMILY SERVICE											5,086.02		
0821	SitSpots	901946	31718021	10E003 1110 4100 00 000000				EDUCATION FUND/LINCOLN TRAIL/ELEMENTARY/ R	R	8962	08/21/2017	55.70	
Totals for SitSpots											55.70		

BATCH		INVOICE							CHECK		CHECK		AMOUNT
NUMBER	VENDOR	NUMBER	PO NUMBER	ACCOUNT NUMBER				ACCOUNT DESCRIPTION	TYPE	CHECK #	DATE		
0821	SKATELAND LLC	654932	11718012	10E001 1600 4100 00 000000				EDUCATION FUND/MS HIGH SCHOOL/SUMMER SCH R		8963	08/21/2017	955.00	
											Totals for SKATELAND LLC	955.00	
0821	SKYWARD ACCOUNTING DEPT	187398	71718018	10E000 1150 3230 06 000000				EDUCATION FUND/DISTRICT/REPAIR AND MAINT A		171800034	08/21/2017	455.00	
											Totals for SKYWARD ACCOUNTING DEPT	455.00	
0821	SPECTRUM JANITORIAL SUPPL	547574	131718059	20E001 2540 4100 00 000000				OPER, BUILD, & MAINT FUND/MS HIGH SCHOOL R		8964	08/21/2017	307.65	
0821	SPECTRUM JANITORIAL SUPPL	547574-1	131718059	20E001 2540 4100 00 000000				OPER, BUILD, & MAINT FUND/MS HIGH SCHOOL R		8964	08/21/2017	676.83	
0821	SPECTRUM JANITORIAL SUPPL	547802	131718063	20E002 2540 4100 00 000000				OPER, BUILD, & MAINT FUND/MS JUNIOR HIGH R		8964	08/21/2017	228.72	
											Totals for SPECTRUM JANITORIAL SUPPLY CO	1,213.20	
0821	SPRINGFIELD ELECTRIC	S5428451.001	81718130	40E000 2550 4120 00 000000				TRANSPORTATION FUND/PUPIL TRANSPORTATION R		8965	08/21/2017	29.96	
0821	SPRINGFIELD ELECTRIC	S5432538.001	81718131	40E000 2550 4120 00 000000				TRANSPORTATION FUND/PUPIL TRANSPORTATION R		8965	08/21/2017	130.26	
											Totals for SPRINGFIELD ELECTRIC	160.22	
0821	ST THOMAS MORE HIGH SCHOO	AUG17	61718017	10E001 1520 4150 02 000000				EDUCATION FUND/MS HIGH SCHOOL/ATHLETICS R		8966	08/21/2017	50.00	
0821	ST THOMAS MORE HIGH SCHOO	AUG17b	61718033	10E001 1530 4100 02 000000				EDUCATION FUND/MS HIGH SCHOOL/GENERAL SU R		8966	08/21/2017	140.00	
0821	ST THOMAS MORE HIGH SCHOO	AUG17c	61718034	10E001 1530 4100 02 000000				EDUCATION FUND/MS HIGH SCHOOL/GENERAL SU R		8966	08/21/2017	140.00	
0821	ST THOMAS MORE HIGH SCHOO	AUG17d	61718037	10E001 1530 4100 02 000000				EDUCATION FUND/MS HIGH SCHOOL/GENERAL SU R		8966	08/21/2017	140.00	
0821	ST THOMAS MORE HIGH SCHOO	AUG17a	61718029	10E001 1520 4190 02 000000				EDUCATION FUND/MS HIGH SCHOOL/ATHLETICS S		8967	08/21/2017	250.00	
											Totals for ST THOMAS MORE HIGH SCHOOL	720.00	
0821	STAPLES ADVANTAGE	3342564575	11718002	10E001 1130 4100 00 000000				EDUCATION FUND/MS HIGH SCHOOL/HIGH SCHOO R		8968	08/21/2017	148.64	
0821	STAPLES ADVANTAGE	3348355953	121718040	10E000 2520 4100 00 000000				EDUCATION FUND/FISCAL SERVICES/GENERAL S R		8968	08/21/2017	6.05	
0821	STAPLES ADVANTAGE	3348355954	121718041	10E000 2520 4100 00 000000				EDUCATION FUND/FISCAL SERVICES/GENERAL S R		8968	08/21/2017	122.53	
											Totals for STAPLES ADVANTAGE	277.22	
0821	STARRMATICA LEARNING SYST	429	31718041	10E003 1110 4100 00 000000				EDUCATION FUND/LINCOLN TRAIL/ELEMENTARY/ R		8969	08/21/2017	300.00	
											Totals for STARRMATICA LEARNING SYSTEMS	300.00	
0821	STATE FIRE MARSHAL, THE	5125086037	0	80E000 2367 3900 00 000000				TORT IMMUNITY AND JUDGMENT FUN/EDUCATION R		8970	08/21/2017	125.00	
											Totals for STATE FIRE MARSHAL, THE	125.00	
0821	STEPS TO LITERACY LLC	175533	41718003	10E004 1110 4100 00 000000				EDUCATION FUND/SANGAMON/ELEMENTARY/GENER R		8971	08/21/2017	2,043.56	
0821	STEPS TO LITERACY LLC	175533	41718003	10E004 1110 4100 00 000000				EDUCATION FUND/SANGAMON/ELEMENTARY/GENER R		8971	08/21/2017	204.33	
											Totals for STEPS TO LITERACY LLC	2,247.89	
0821	STOVER, CAROLYN	AUG17	81718175	40E000 2550 3140 00 000000				TRANSPORTATION FUND/PUPIL TRANSPORTATION A		171800035	08/21/2017	4.00	
											Totals for STOVER, CAROLYN	4.00	

BATCH		INVOICE							CHECK	CHECK		AMOUNT
NUMBER	VENDOR	NUMBER	PO NUMBER	ACCOUNT NUMBER	ACCOUNT DESCRIPTION	TYPE	CHECK #	DATE				
0821	STUARD & ASSOCIATES INC	22252	0	80E000 2367 3900 00 000000	TORT IMMUNITY AND JUDGMENT FUN/EDUCATION R	R	8972	08/21/2017	75.00			
0821	STUARD & ASSOCIATES INC	22253	0	80E000 2367 3900 00 000000	TORT IMMUNITY AND JUDGMENT FUN/EDUCATION R	R	8972	08/21/2017	75.00			
Totals for STUARD & ASSOCIATES INC									150.00			
0821	SUCCESS BY DESIGN INC	159268	31718009	10E003 1110 4100 00 000000	EDUCATION FUND/LINCOLN TRAIL/ELEMENTARY/ R	R	8973	08/21/2017	675.99			
0821	SUCCESS BY DESIGN INC	158544	31718010	10E003 1110 4100 00 000000	EDUCATION FUND/LINCOLN TRAIL/ELEMENTARY/ R	R	8973	08/21/2017	1,659.01			
Totals for SUCCESS BY DESIGN INC									2,335.00			
0821	SUNSHINE BOOKS INTERNATIO	INV-3920	41718004	10E004 1110 4100 00 000000	EDUCATION FUND/SANGAMON/ELEMENTARY/GENER R	R	8974	08/21/2017	987.50			
0821	SUNSHINE BOOKS INTERNATIO	INV-3920	41718004	10E004 1110 4100 00 000000	EDUCATION FUND/SANGAMON/ELEMENTARY/GENER R	R	8974	08/21/2017	49.38			
Totals for SUNSHINE BOOKS INTERNATIONAL									1,036.88			
0821	SUPPLYWORKS	406336107	31718025	10E003 1110 4100 00 000000	EDUCATION FUND/LINCOLN TRAIL/ELEMENTARY/ R	R	8976	08/21/2017	1,060.00			
0821	SUPPLYWORKS	405878455	131718004	20E003 2540 4100 00 000000	OPER, BUILD, & MAINT FUND/LINCOLN TRAIL/ R	R	8976	08/21/2017	3.16			
0821	SUPPLYWORKS	405057910	131718017	20E004 2540 4100 00 000000	OPER, BUILD, & MAINT FUND/SANGAMON/OPERA R	R	8976	08/21/2017	153.60			
0821	SUPPLYWORKS	406775247	131718028	20E004 2540 3230 00 000000	OPER, BUILD, & MAINT FUND/SANGAMON/OPERA R	R	8976	08/21/2017	443.50			
0821	SUPPLYWORKS	405057928	131718029	20E002 2540 4100 00 000000	OPER, BUILD, & MAINT FUND/MS JUNIOR HIGH R	R	8976	08/21/2017	63.50			
0821	SUPPLYWORKS	405336215	131718029	20E002 2540 4100 00 000000	OPER, BUILD, & MAINT FUND/MS JUNIOR HIGH R	R	8976	08/21/2017	127.00			
0821	SUPPLYWORKS	406775254	131718030	20E002 2540 3230 00 000000	OPER, BUILD, & MAINT FUND/MS JUNIOR HIGH R	R	8976	08/21/2017	263.20			
0821	SUPPLYWORKS	404914459	131718031	20E001 2540 3230 00 000000	OPER, BUILD, & MAINT FUND/MS HIGH SCHOOL R	R	8976	08/21/2017	143.00			
0821	SUPPLYWORKS	405730144	131718034	20E001 2540 4100 00 000000	OPER, BUILD, & MAINT FUND/MS HIGH SCHOOL R	R	8976	08/21/2017	64.74			
0821	SUPPLYWORKS	405878463	131718034	20E001 2540 4100 00 000000	OPER, BUILD, & MAINT FUND/MS HIGH SCHOOL R	R	8976	08/21/2017	398.00			
0821	SUPPLYWORKS	405878471	131718035	20E003 2540 4100 00 000000	OPER, BUILD, & MAINT FUND/LINCOLN TRAIL/ R	R	8976	08/21/2017	1,910.00			
0821	SUPPLYWORKS	405878489	131718037	20E003 2540 4100 00 000000	OPER, BUILD, & MAINT FUND/LINCOLN TRAIL/ R	R	8976	08/21/2017	698.50			
0821	SUPPLYWORKS	406336099	131718040	20E003 2540 4100 00 000000	OPER, BUILD, & MAINT FUND/LINCOLN TRAIL/ R	R	8976	08/21/2017	32.90			
0821	SUPPLYWORKS	406177899	131718041	20E003 2540 4100 00 000000	OPER, BUILD, & MAINT FUND/LINCOLN TRAIL/ R	R	8976	08/21/2017	32.40			
0821	SUPPLYWORKS	406336115	131718041	20E003 2540 4100 00 000000	OPER, BUILD, & MAINT FUND/LINCOLN TRAIL/ R	R	8976	08/21/2017	76.38			
0821	SUPPLYWORKS	407073303	131718042	20E001 2540 4100 00 000000	OPER, BUILD, & MAINT FUND/MS HIGH SCHOOL R	R	8976	08/21/2017	382.00			
0821	SUPPLYWORKS	408104743	131718042	20E001 2540 4100 00 000000	OPER, BUILD, & MAINT FUND/MS HIGH SCHOOL R	R	8976	08/21/2017	153.60			
0821	SUPPLYWORKS	407073311	131718048	20E002 2540 4100 00 000000	OPER, BUILD, & MAINT FUND/MS JUNIOR HIGH R	R	8976	08/21/2017	787.05			
0821	SUPPLYWORKS	407363605	131718048	20E002 2540 4100 00 000000	OPER, BUILD, & MAINT FUND/MS JUNIOR HIGH R	R	8976	08/21/2017	32.00			
0821	SUPPLYWORKS	407498203	131718048	20E002 2540 4100 00 000000	OPER, BUILD, & MAINT FUND/MS JUNIOR HIGH R	R	8976	08/21/2017	32.00			
0821	SUPPLYWORKS	406918375	131718049	20E003 2540 4100 00 000000	OPER, BUILD, & MAINT FUND/LINCOLN TRAIL/ R	R	8976	08/21/2017	25.62			
0821	SUPPLYWORKS	407073329	131718049	20E003 2540 4100 00 000000	OPER, BUILD, & MAINT FUND/LINCOLN TRAIL/ R	R	8976	08/21/2017	1,479.64			
0821	SUPPLYWORKS	407073337	131718050	40E000 2550 4120 00 000000	TRANSPORTATION FUND/PUPIL TRANSPORTATION R	R	8976	08/21/2017	44.45			
0821	SUPPLYWORKS	408104750	131718055	20E002 2540 4100 00 000000	OPER, BUILD, & MAINT FUND/MS JUNIOR HIGH R	R	8976	08/21/2017	2,292.00			
0821	SUPPLYWORKS	403938525	131718020	20E000 2540 4100 00 000000	OPER, BUILD, & MAINT FUND/OPERATION MAIN R	R	8977	08/21/2017	389.97			
0821	SUPPLYWORKS	403938525	131718020	20E000 2540 4100 00 000000	OPER, BUILD, & MAINT FUND/OPERATION MAIN R	R	8977	08/21/2017	32.61			

BATCH		INVOICE							CHECK		CHECK		AMOUNT
NUMBER	VENDOR	NUMBER	PO NUMBER	ACCOUNT NUMBER	ACCOUNT DESCRIPTION			TYPE	CHECK #	DATE			
										Totals for SUPPLYWORKS		11,120.82	
0821	TAYLORVILLE HIGH SCHOOL	AUG17	61718008	10E001 1520 4170 02 000000	EDUCATION FUND/MS HIGH SCHOOL/ATHLETICS			R	8978	08/21/2017	140.00		
										Totals for TAYLORVILLE HIGH SCHOOL		140.00	
0821	TEACHER CREATED RESOURCES	5948865	31718026	10E003 1110 4100 00 000000	EDUCATION FUND/LINCOLN TRAIL/ELEMENTARY/			R	8979	08/21/2017	106.85		
										Totals for TEACHER CREATED RESOURCES		106.85	
Z2	TEACHERS HEALTH INSURANCE	20170815ADTHEDE		0 10L000 4819 0000 00 000000	EDUCATION FUND			W	201700024	08/15/2017	11.10		
Z2	TEACHERS HEALTH INSURANCE	20170815ADTHSEE		0 10L000 4819 0000 00 000000	EDUCATION FUND			W	201700024	08/15/2017	1.66		
Z2	TEACHERS HEALTH INSURANCE	20170815AFTHAD		0 10L000 4819 0000 00 000000	EDUCATION FUND			W	201700024	08/15/2017	1,437.98		
Z2	TEACHERS HEALTH INSURANCE	20170815AFTHED		0 10L000 4819 0000 00 000000	EDUCATION FUND			W	201700024	08/15/2017	131.69		
Z2	TEACHERS HEALTH INSURANCE	20170815AFTHSBD		0 10L000 4819 0000 00 000000	EDUCATION FUND			W	201700024	08/15/2017	1.24		
z2	TEACHERS HEALTH INSURANCE	08/15/2017		0 10E000 1110 2110 00 000000	EDUCATION FUND/ELEMENTARY/TEACHERS RETIR			W	201700031	08/15/2017	220.26		
										Totals for TEACHERS HEALTH INSURANCE SEC		1,803.93	
Z2	TEACHERS RETIREMENT	20170815ADTRSS		0 10L000 4811 0000 00 000000	EDUCATION FUND			W	201700025	08/15/2017	13.17		
Z2	TEACHERS RETIREMENT	20170815AFT58AD		0 10L000 4811 0000 00 000000	EDUCATION FUND			W	201700025	08/15/2017	404.90		
Z2	TEACHERS RETIREMENT	20170815AFT58ED		0 10L000 4811 0000 00 000000	EDUCATION FUND			W	201700025	08/15/2017	40.19		
Z2	TEACHERS RETIREMENT	20170815AFT58SB		0 10L000 4811 0000 00 000000	EDUCATION FUND			W	201700025	08/15/2017	0.90		
Z2	TEACHERS RETIREMENT	20170815AFTRSAD		0 10L000 4811 0000 00 000000	EDUCATION FUND			W	201700025	08/15/2017	6,282.52		
Z2	TEACHERS RETIREMENT	20170815AFTRSED		0 10L000 4811 0000 00 000000	EDUCATION FUND			W	201700025	08/15/2017	623.81		
										Totals for TEACHERS RETIREMENT		7,365.49	
0821	TEPPER ELECTRIC SUPPLY CO	1003-440152	81718193	40E000 2550 4120 00 000000	TRANSPORTATION FUND/PUPIL TRANSPORTATION			R	8980	08/21/2017	48.20		
										Totals for TEPPER ELECTRIC SUPPLY CO		48.20	
Z2	THE OMNI GROUP	20170815ADAFAN		0 10L000 4815 0000 00 000000	EDUCATION FUND			R	8825	08/15/2017	8,908.21		
Z2	THE OMNI GROUP	20170815ADAFAN		0 20L000 4815 0000 00 000000	OPER, BUILD, & MAINT FUND			R	8825	08/15/2017	265.00		
Z2	THE OMNI GROUP	20170815ADAFPAN		0 10L000 4815 0000 00 000000	EDUCATION FUND			R	8825	08/15/2017	204.64		
Z2	THE OMNI GROUP	20170815ADAMAN		0 10L000 4815 0000 00 000000	EDUCATION FUND			R	8825	08/15/2017	450.00		
Z2	THE OMNI GROUP	20170815ADASSPAN		0 10L000 4815 0000 00 000000	EDUCATION FUND			R	8825	08/15/2017	1,000.00		
Z2	THE OMNI GROUP	20170815ADEQAN		0 10L000 4815 0000 00 000000	EDUCATION FUND			R	8825	08/15/2017	90.00		
z2	THE OMNI GROUP	20170815ADFRANA		0 10L000 4815 0000 00 000000	EDUCATION FUND			R	8825	08/15/2017	1,475.00		
Z2	THE OMNI GROUP	20170815ADLIAN		0 10L000 4815 0000 00 000000	EDUCATION FUND			R	8825	08/15/2017	550.00		
Z2	THE OMNI GROUP	20170815ADLNAN		0 10L000 4815 0000 00 000000	EDUCATION FUND			R	8825	08/15/2017	115.00		
Z2	THE OMNI GROUP	20170815ADMNAN		0 10L000 4815 0000 00 000000	EDUCATION FUND			R	8825	08/15/2017	40.50		
Z2	THE OMNI GROUP	20170815ADOPAN		0 10L000 4815 0000 00 000000	EDUCATION FUND			R	8825	08/15/2017	450.00		
Z2	THE OMNI GROUP	20170815ADVALAN		0 10L000 4815 0000 00 000000	EDUCATION FUND			R	8825	08/15/2017	70.00		

BATCH		INVOICE				CHECK		CHECK		AMOUNT
NUMBER	VENDOR	NUMBER	PO NUMBER	ACCOUNT NUMBER	ACCOUNT DESCRIPTION	TYPE	CHECK #	DATE		
							Totals for THE OMNI GROUP		13,618.35	
0821	TRANSWORLD SYSTEMS INC	1663483	0	10E000 1150 6400 06 000000	EDUCATION FUND/DISTRICT/DUES AND FEES/TE R		8981	08/21/2017	282.50	
							Totals for TRANSWORLD SYSTEMS INC		282.50	
0821	URBANA HIGH SCHOOL	AUG17	61718011	10E001 1520 4170 02 000000	EDUCATION FUND/MS HIGH SCHOOL/ATHLETICS R		8982	08/21/2017	200.00	
0821	URBANA HIGH SCHOOL	AUG17a	61718013	10E001 1520 4170 02 000000	EDUCATION FUND/MS HIGH SCHOOL/ATHLETICS R		8982	08/21/2017	200.00	
0821	URBANA HIGH SCHOOL	AUG17b	61718027	10E001 1520 4180 02 000000	EDUCATION FUND/MS HIGH SCHOOL/ATHLETICS R		8982	08/21/2017	200.00	
							Totals for URBANA HIGH SCHOOL		600.00	
0821	URBANA SCHOOL DISTRICT #1	AUG17	0	10E000 1240 3100 10 000000	EDUCATION FUND/PROFESSIONAL & TECHNICAL R		8983	08/21/2017	9,163.46	
							Totals for URBANA SCHOOL DISTRICT #116		9,163.46	
0821	US GAMES	900234379	41718011	10E004 1110 4100 00 000000	EDUCATION FUND/SANGAMON/ELEMENTARY/GENER R		8984	08/21/2017	269.99	
0821	US GAMES	900234379	41718011	10E004 1110 4100 00 000000	EDUCATION FUND/SANGAMON/ELEMENTARY/GENER R		8984	08/21/2017	45.90	
							Totals for US GAMES		315.89	
0821	VERIZON WIRELESS	9789746257	0	10E000 1110 4100 01 000000	EDUCATION FUND/ELEMENTARY/GENERAL SUPPLI R		8985	08/21/2017	95.44	
0821	VERIZON WIRELESS	9789746257	0	10E000 1150 3230 06 000000	EDUCATION FUND/DISTRICT/REPAIR AND MAINT R		8985	08/21/2017	130.31	
0821	VERIZON WIRELESS	9789746257	0	10E000 1220 3420 10 000000	EDUCATION FUND/CROSS-CATEGORICAL (CC)/SP R		8985	08/21/2017	-272.83	
0821	VERIZON WIRELESS	9789746257	0	10E000 2320 3420 00 000000	EDUCATION FUND/EXECUTIVE ADM. SERV R		8985	08/21/2017	608.53	
0821	VERIZON WIRELESS	9789746257	0	10E000 2410 3420 00 000000	EDUCATION FUND/OFFICE OF PRINCIPAL SERV R		8985	08/21/2017	343.24	
0821	VERIZON WIRELESS	9789746257	0	20E000 2540 3400 00 000000	OPER, BUILD, & MAINT FUND/OPERATION MAIN R		8985	08/21/2017	100.69	
0821	VERIZON WIRELESS	9789746257	0	40E000 2550 3420 00 000000	TRANSPORTATION FUND/PUPIL TRANSPORTATION R		8985	08/21/2017	100.69	
0821	VERIZON WIRELESS	9789746257	0	10E000 1110 3100 12 000000	EDUCATION FUND/ELEMENTARY/PROFESSIONAL & R		8985	08/21/2017	38.01	
							Totals for VERIZON WIRELESS		1,144.08	
0821	VILLAGE GARDEN SHOPPE	3942	91718020	10E000 2310 4100 00 000000	EDUCATION FUND/BRD ED SERVICES/GENERAL S R		8986	08/21/2017	39.00	
							Totals for VILLAGE GARDEN SHOPPE		39.00	
0821	VILLAGE OF MAHOMET	016 70000 00	0	20E005 2540 3700 00 000000	OPER, BUILD, & MAINT FUND/MECC/OPERATION R		8987	08/21/2017	25.58	
0821	VILLAGE OF MAHOMET	002 04590 00	0	20E004 2540 3700 00 000000	OPER, BUILD, & MAINT FUND/SANGAMON/OPERA R		8987	08/21/2017	27.05	
0821	VILLAGE OF MAHOMET	002 04580 00	0	20E004 2540 3700 00 000000	OPER, BUILD, & MAINT FUND/SANGAMON/OPERA R		8987	08/21/2017	5.00	
0821	VILLAGE OF MAHOMET	001 01100 00	0	20E003 2540 3700 00 000000	OPER, BUILD, & MAINT FUND/LINCOLN TRAIL/ R		8987	08/21/2017	37.34	
0821	VILLAGE OF MAHOMET	001 00860 00	0	20E002 2540 3700 00 000000	OPER, BUILD, & MAINT FUND/MS JUNIOR HIGH R		8987	08/21/2017	1,082.53	
0821	VILLAGE OF MAHOMET	001 00970 00	0	20E001 2540 3700 00 000000	OPER, BUILD, & MAINT FUND/MS HIGH SCHOOL R		8987	08/21/2017	147.59	
0821	VILLAGE OF MAHOMET	001 00975 00	0	20E001 2540 3700 00 000000	OPER, BUILD, & MAINT FUND/MS HIGH SCHOOL R		8987	08/21/2017	20.44	
0821	VILLAGE OF MAHOMET	001 00971 00	0	20E001 2540 3700 00 000000	OPER, BUILD, & MAINT FUND/MS HIGH SCHOOL R		8987	08/21/2017	2.49	
0821	VILLAGE OF MAHOMET	001 00751 00	0	20E000 2540 3700 00 000000	OPER, BUILD, & MAINT FUND/OPERATION MAIN R		8987	08/21/2017	5.74	

BATCH		INVOICE				CHECK		CHECK		AMOUNT
NUMBER	VENDOR	NUMBER	PO NUMBER	ACCOUNT NUMBER	ACCOUNT DESCRIPTION	TYPE	CHECK #	DATE		
0821	VILLAGE OF MAHOMET	001 01090 00	0	40E000 2550 4690 00 000000	TRANSPORTATION FUND/PUPIL TRANSPORTATION	R	8987	08/21/2017	16.03	
0821	VILLAGE OF MAHOMET	001 01091 00	0	40E000 2550 4690 00 000000	TRANSPORTATION FUND/PUPIL TRANSPORTATION	R	8987	08/21/2017	19.69	
Totals for VILLAGE OF MAHOMET									1,389.48	
0821	WELLS FARGO BANK	1467203	0	80E000 2367 3900 00 000000	TORT IMMUNITY AND JUDGMENT FUN/EDUCATION	R	8988	08/21/2017	250.00	
0821	WELLS FARGO BANK	1467217	0	80E000 2367 3900 00 000000	TORT IMMUNITY AND JUDGMENT FUN/EDUCATION	R	8988	08/21/2017	250.00	
0821	WELLS FARGO BANK	1467331	0	80E000 2367 3900 00 000000	TORT IMMUNITY AND JUDGMENT FUN/EDUCATION	R	8988	08/21/2017	250.00	
0821	WELLS FARGO BANK	1467332	0	80E000 2367 3900 00 000000	TORT IMMUNITY AND JUDGMENT FUN/EDUCATION	R	8988	08/21/2017	250.00	
Totals for WELLS FARGO BANK									1,000.00	
0821	WELLS FARGO CORPORATE TRU	CUSD32132013	0	30E000 5270 6200 00 000000	DEBT SERVICE FUND OR FUND GROU/CAPITAL	L A	171800036	08/21/2017	63,818.75	
0821	WELLS FARGO CORPORATE TRU	CUSD32132013	0	30E000 5370 6100 00 000000	DEBT SERVICE FUND OR FUND GROU/CAPITAL	L A	171800036	08/21/2017	180,000.00	
0821	WELLS FARGO CORPORATE TRU	CUSD312122012	0	30E000 5270 6200 00 000000	DEBT SERVICE FUND OR FUND GROU/CAPITAL	L A	171800036	08/21/2017	127,234.38	
0821	WELLS FARGO CORPORATE TRU	CUSD312122012	0	30E000 5370 6100 00 000000	DEBT SERVICE FUND OR FUND GROU/CAPITAL	L A	171800036	08/21/2017	400,000.00	
Totals for WELLS FARGO CORPORATE TRUST S									771,053.13	
0821	WELLS FARGO INSURANCE SER	33937507	0	80E000 2367 3900 00 000000	TORT IMMUNITY AND JUDGMENT FUN/EDUCATION	R	8990	08/21/2017	500.00	
0821	WELLS FARGO INSURANCE SER	33937657	0	80E000 2367 3900 00 000000	TORT IMMUNITY AND JUDGMENT FUN/EDUCATION	R	8990	08/21/2017	125.00	
0821	WELLS FARGO INSURANCE SER	33942171	0	80E000 2367 3900 00 000000	TORT IMMUNITY AND JUDGMENT FUN/EDUCATION	R	8990	08/21/2017	500.00	
0821	WELLS FARGO INSURANCE SER	33942277	0	80E000 2367 3900 00 000000	TORT IMMUNITY AND JUDGMENT FUN/EDUCATION	R	8990	08/21/2017	500.00	
0821	WELLS FARGO INSURANCE SER	33942397	0	80E000 2364 3800 00 000000	TORT IMMUNITY AND JUDGMENT FUN/INSURANCE	R	8990	08/21/2017	75.00	
0821	WELLS FARGO INSURANCE SER	33609516	0	80E000 2367 3900 00 000000	TORT IMMUNITY AND JUDGMENT FUN/EDUCATION	R	8990	08/21/2017	500.00	
0821	WELLS FARGO INSURANCE SER	33620150	0	80E000 2364 3800 00 000000	TORT IMMUNITY AND JUDGMENT FUN/INSURANCE	R	8990	08/21/2017	524.00	
0821	WELLS FARGO INSURANCE SER	33661763	0	80E000 2364 3800 00 000000	TORT IMMUNITY AND JUDGMENT FUN/INSURANCE	R	8990	08/21/2017	13,306.00	
0821	WELLS FARGO INSURANCE SER	33661809	0	80E000 2364 3800 00 000000	TORT IMMUNITY AND JUDGMENT FUN/INSURANCE	R	8990	08/21/2017	30,712.00	
0821	WELLS FARGO INSURANCE SER	33661882	0	80E000 2364 3800 00 000000	TORT IMMUNITY AND JUDGMENT FUN/INSURANCE	R	8990	08/21/2017	99,418.00	
Totals for WELLS FARGO INSURANCE SERVICE									146,160.00	
0821	WELLS FARGO VENDOR FINANC	Quote ID Q89717	0	30E000 5300 6900 00 000000	DEBT SERVICE FUND OR FUND GROU/DEBT SERV	R	8991	08/21/2017	23,547.80	
Totals for WELLS FARGO VENDOR FINANCIAL									23,547.80	
0821	WHEATON NORTH HIGH SCHOOL	AUG17	61718014	10E001 1520 4150 02 000000	EDUCATION FUND/MS HIGH SCHOOL/ATHLETICS	R	8992	08/21/2017	225.00	
Totals for WHEATON NORTH HIGH SCHOOL									225.00	
0821	WILLOWGLEN ACADEMY - IL	214915	0	10E001 1900 8000 00 000000	EDUCATION FUND/MS HIGH SCHOOL/TRUANT ALT	R	8993	08/21/2017	1,296.88	
Totals for WILLOWGLEN ACADEMY - IL									1,296.88	
0821	XTREME MECHANICAL INC	2017-418	131718066	20E004 2540 3230 00 000000	OPER, BUILD, & MAINT FUND/SANGAMON/OPERA	R	8994	08/21/2017	164.68	
0821	XTREME MECHANICAL INC	2017-418	131718066	20E001 2540 3230 00 000000	OPER, BUILD, & MAINT FUND/MS HIGH SCHOOL	R	8994	08/21/2017	164.68	

BATCH		INVOICE								CHECK		CHECK		AMOUNT
NUMBER	VENDOR	NUMBER	PO NUMBER	ACCOUNT NUMBER				ACCOUNT DESCRIPTION	TYPE	CHECK #	DATE			
0821	XTREME MECHANICAL INC	2017-433	131718091	20E005	2540	3230	00	000000	OPER, BUILD, & MAINT FUND/MECC/OPERATION R	R	8994	08/21/2017	198.00	
0821	XTREME MECHANICAL INC	2017-433	131718091	20E005	2540	4100	00	000000	OPER, BUILD, & MAINT FUND/MECC/OPERATION R	R	8994	08/21/2017	159.78	
												Totals for XTREME MECHANICAL INC	687.14	
0821	ZDI	15264	131718072	10E000	2520	3230	00	000000	EDUCATION FUND/FISCAL SERVICES/REPAIR AN R	R	8995	08/21/2017	910.00	
												Totals for ZDI	910.00	
												Totals for checks	2,547,226.49	

FUND SUMMARY

<u>FUND</u>	<u>DESCRIPTION</u>	<u>BALANCE SHEET</u>	<u>REVENUE</u>	<u>EXPENSE</u>	<u>TOTAL</u>
10	EDUCATION FUND	123,218.27	243.48	173,537.64	296,999.39
20	OPER, BUILD, & MAINT FUND	6,493.77	0.00	83,723.39	90,217.16
30	DEBT SERVICE FUND OR FUND GROU	0.00	0.00	840,574.34	840,574.34
40	TRANSPORTATION FUND	1,875.83	0.00	14,860.91	16,736.74
50	I.M.R.F./SOC. SEC. FUND	15,587.00	0.00	0.00	15,587.00
60	CAPITAL PROJECTS FUND OR FUND	0.00	0.00	1,111,450.74	1,111,450.74
80	TORT IMMUNITY AND JUDGMENT FUN	0.00	0.00	175,309.47	175,309.47
90	CAPITAL IMPROVEMENT FUND	0.00	0.00	351.65	351.65
***	Fund Summary Totals ***	147,174.87	243.48	2,399,808.14	2,547,226.49

***** End of report *****

Mahomet-Seymour CUSD #3

Treasurer's Report

July 31, 2017

BUSEY BANK	Total	Education Fund	O & M Fund	Debt Service Fund	Transportation Fund	IMRF Fund	Capital Projects Fund	Working Cash Fund	Tort Fund	Life Safety Fund
Money Market Balance 06/30/17	<u>\$17,638,435.64</u>	<u>\$1,275,195.88</u>	<u>\$424,543.59</u>	<u>\$1,726,689.70</u>	<u>\$289,318.40</u>	<u>\$73,771.66</u>	<u>\$9,086,862.80</u>	<u>\$3,750,518.25</u>	<u>\$590,562.40</u>	<u>\$420,972.96</u>
Receipts	\$1,215,110.46	\$848,292.52	\$67,809.67	\$55,207.59	\$166,199.75	\$21,286.95	\$7,261.88	\$10,079.12	\$31,840.29	\$7,132.69
Interfund Loans										
Liabilities	(\$4,288.93)	(\$4,288.93)								
Permanent Transfers										
Expenditures	<u>(\$3,577,504.63)</u>	<u>(\$1,755,677.56)</u>	<u>(\$136,626.38)</u>	<u>(\$19,461.03)</u>	<u>(\$312,354.77)</u>	<u>(\$74,171.73)</u>	<u>(\$846,324.26)</u>	<u>(\$250,000.00)</u>	<u>(\$168,913.90)</u>	<u>(\$13,975.00)</u>
Money Market Balance 07/31/17	<u>\$15,271,752.54</u>	<u>\$363,521.91</u>	<u>\$355,726.88</u>	<u>\$1,762,436.26</u>	<u>\$143,163.38</u>	<u>\$20,886.88</u>	<u>\$8,247,800.42</u>	<u>\$3,510,597.37</u>	<u>\$453,488.79</u>	<u>\$414,130.65</u>
Revolving Fund	\$1,000.00	\$1,000.00								
BALANCE 7/31/17	\$15,272,752.54	\$364,521.91	\$355,726.88	\$1,762,436.26	\$143,163.38	\$20,886.88	\$8,247,800.42	\$3,510,597.37	\$453,488.79	\$414,130.65

**BOARD OF EDUCATION
MAHOMET-SEYMOUR COMMUNITY UNIT SCHOOL DISTRICT No. 3
Mahomet, Illinois**

Agenda Item No.: 5.

Date: August 21, 2017

Presented by: Dr. Nicole Rummel

April Griffen

TOPIC:

Jr. High Support Services Teacher

BACKGROUND INFORMATION:

April Griffen grew up in Western New York and moved here 13 years ago. She graduated from Mercyhurst College in 2004 with a Masters in Special Education. She has spent the last 9 years teaching at Blue Ridge School in Mansfield.

Currently April lives in Mahomet with her daughter and son who are going into 1st and 3rd grade. She is very excited about joining the Mahomet-Seymour School District and is looking forward to the start of the school year.

**BOARD OF EDUCATION
MAHOMET-SEYMOUR COMMUNITY UNIT SCHOOL DISTRICT No. 3
Mahomet, Illinois**

Agenda Item No.: 5.

Date: July 17, 2017

Presented by: Dr. Nicole Rummel

Vickie Lagacy

TOPIC:

Lincoln Trail Support Services Teacher

BACKGROUND INFORMATION:

Vickie Lagacy grew up in Laura, Illinois. She graduated from Illinois State University in 1997 with a B.S. in Education specializing in Special Education. In 2006, she received her Master's Degree in Special Education from Illinois State University. She has spent the past nineteen years teaching special education ranging from 2nd to 5th grades in Clinton, Illinois.

Currently, Vickie lives in Mahomet with her husband, Elliot, and their three daughters. All three daughters attend Mahomet-Seymour Schools and are in eighth grade, fifth grade, and kindergarten. During her free time, she enjoys swimming in their pool, reading, and spending time with family. Vickie is excited about joining the Mahomet-Seymour School District and is looking forward to working with students at Lincoln Trail in the 5th grade resource program.

**BOARD OF EDUCATION
MAHOMET-SEYMOUR COMMUNITY UNIT SCHOOL DISTRICT NO.3
Mahomet, Illinois**

Agenda Item No.: 6.

Date: August 21, 2017

Presented by: Dr. Lindsey Hall

ACTION

TOPIC:
Donations

BACKGROUND INFORMATION:
There are no donations for August.



FY 2017

Financial Report

July 1, 2016 – June 30, 2017

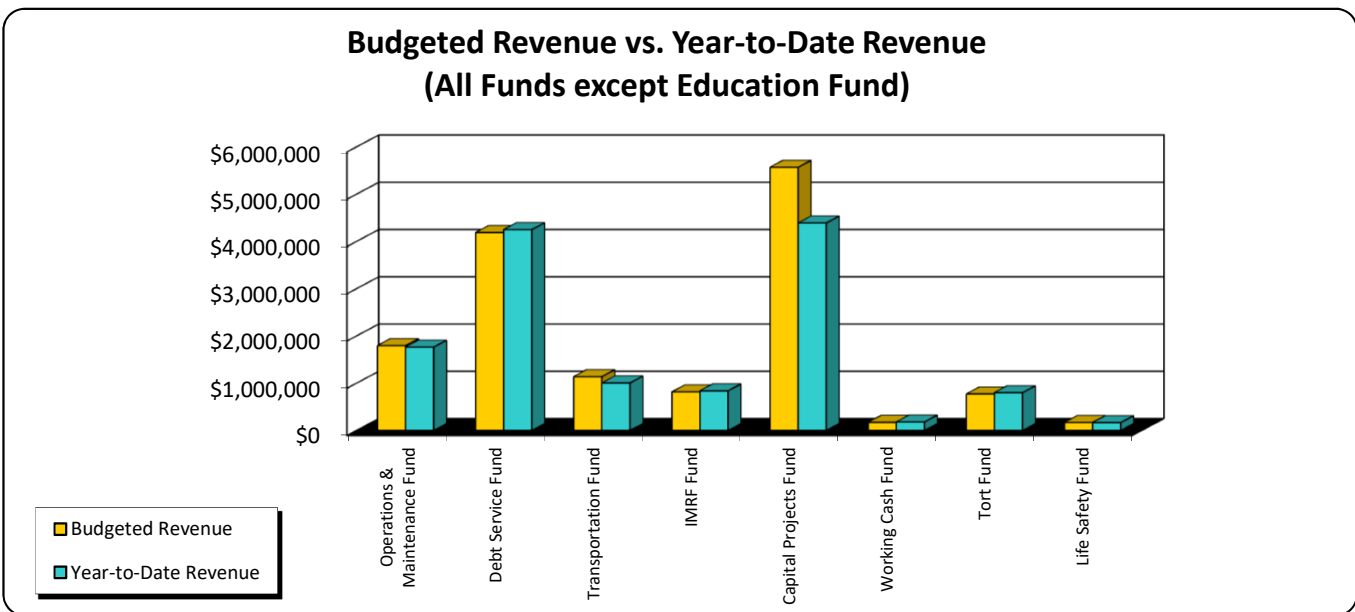
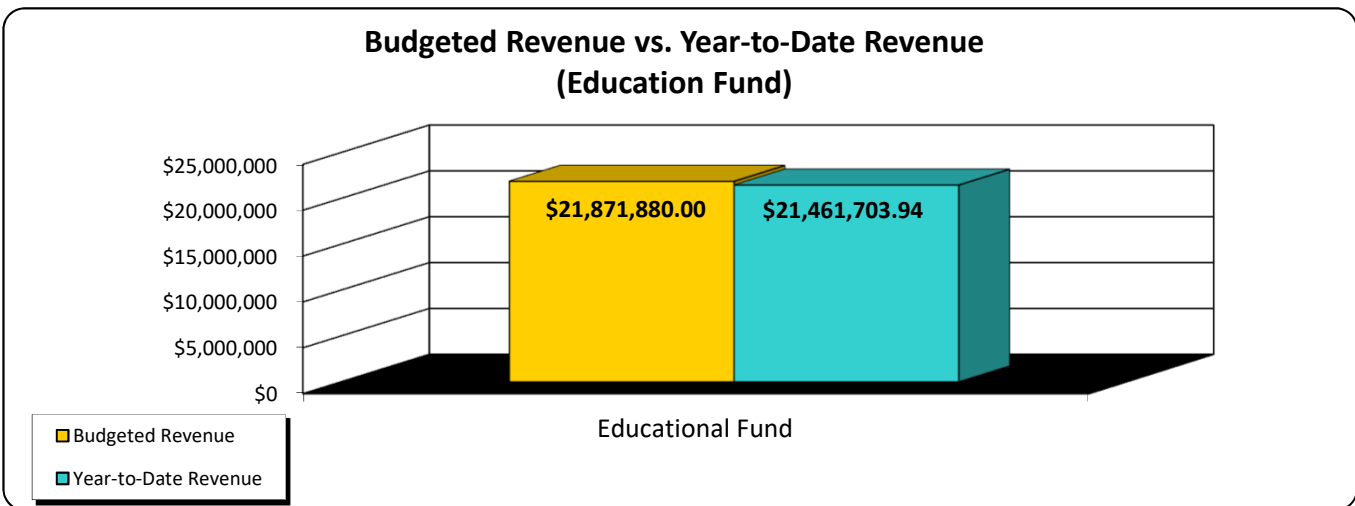
Mahomet-Seymour CUSD #3

Financial Summary

July 1, 2016 - June 30, 2017

	Budgeted Revenue	Year-to-Date Revenue	Budget Balance	Percent of Budget Collected
Educational Fund	\$21,871,880	\$21,461,704	\$410,176	98.12%
Operations & Maintenance Fund	\$1,795,814	\$1,762,170	\$33,644	98.13%
Debt Service Fund	\$4,186,878	\$4,249,695	-\$62,817	101.50%
Transportation Fund	\$1,138,050	\$1,004,592	\$133,458	88.27%
IMRF Fund	\$815,024	\$838,245	-\$23,221	102.85%
Capital Projects Fund	\$5,568,834	\$4,388,903	\$1,179,931	78.81%
Working Cash Fund	\$170,977	\$177,824	-\$6,847	104.00%
Tort Fund	\$770,914	\$798,944	-\$28,030	103.64%
Life Safety Fund	\$168,477	\$165,449	\$3,028	98.20%
ALL FUNDS	\$36,486,848	\$34,847,524	\$1,639,324	95.51%

Percent of Fiscal Year Completed = 100.00%



Mahomet-Seymour CUSD #3

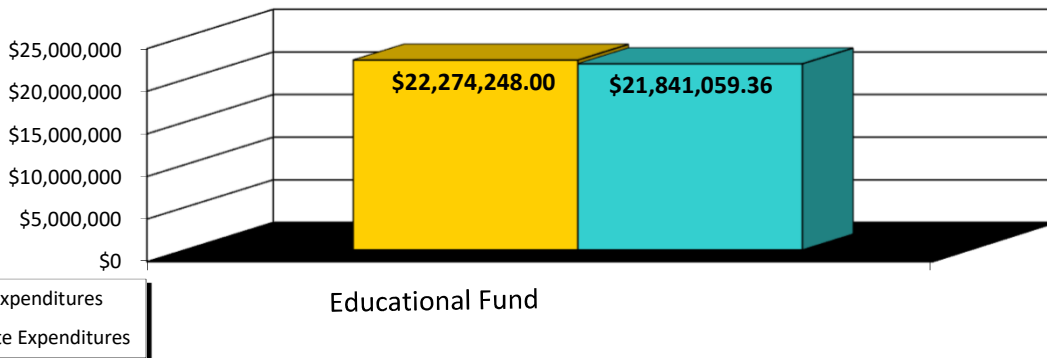
Financial Summary

July 1, 2016 - June 30, 2017

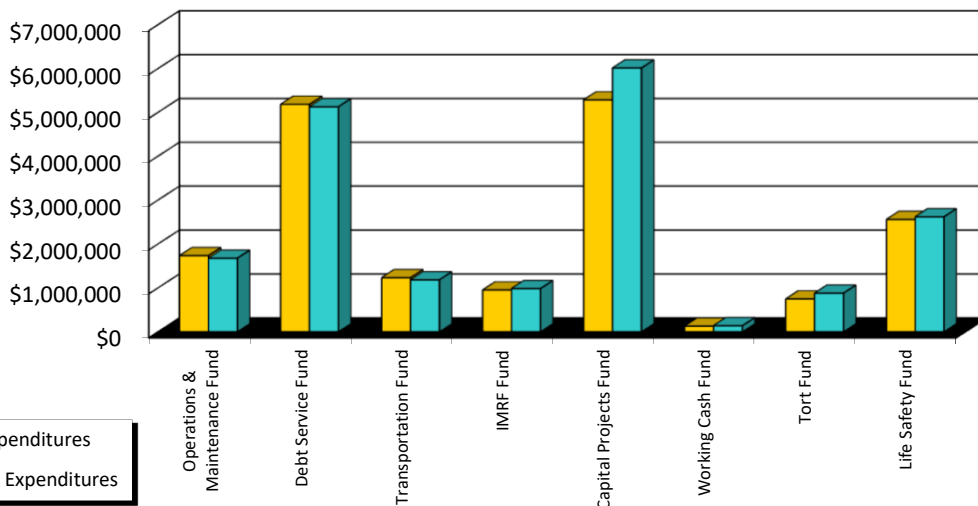
	Budgeted Expenditures	Year-to-Date Expenditures	Budget Balance	Percent of Budget Spent
Educational Fund	\$22,274,248	\$21,841,059	\$433,189	98.06%
Operations & Maintenance Fund	\$1,734,534	\$1,676,261	\$58,273	96.64%
Debt Service Fund	\$5,183,747	\$5,127,975	\$55,772	98.92%
Transportation Fund	\$1,233,083	\$1,184,170	\$48,913	96.03%
IMRF Fund	\$953,081	\$984,900	(\$31,819)	103.34%
Capital Projects Fund	\$5,284,595	\$6,013,975	(\$729,380)	113.80%
Working Cash Fund	\$130,000	\$140,570	(\$10,570)	108.13%
Tort Fund	\$748,594	\$880,310	(\$131,716)	117.60%
Life Safety Fund	\$2,560,000	\$2,620,694	(\$60,694)	102.37%
ALL FUNDS	\$40,101,882	\$40,469,914	-\$368,032	100.92%

Percent of Fiscal Year Completed = 100.00%

**Budgeted Expenditures vs. Year-to-Date Expenditures
(Education Fund)**



**Budgeted Expenditures vs. Year-to-Date Expenditures
(All Funds except Education Fund)**



Expenditure Analysis

Account Level		Ending				
FU	LOC	FUNC	Description	Beginning Balance	Monthly Activity	Balance
10	000	1010	CASH (MONEY MARKET)	1,494,251.47	-219,055.59	1,275,195.88
10	000	1050	REVOLVING FUND	1,000.00	0.00	1,000.00
10	000	1700	INVENTORY	0.00	0.00	0.00
10	000	1810	IPTIP RECEIVED	0.00	0.00	0.00
10	000	1820	INVESTMENTS/CD	0.00	0.00	0.00
10	000	1830	INVESTMENTS/IMMA	0.00	0.00	0.00
10	000	1840	IPTIP INTEREST	0.00	0.00	0.00
10	000	1850	IMMA INTEREST	0.00	0.00	0.00
10	000	1---		1,495,251.47	-219,055.59	1,276,195.88
10	000	4020	ACCOUNTS PAYABLE	0.00	0.00	0.00
10	000	4070	TAX ANTIC WARR PAY	0.00	0.00	0.00
10	000	4110	REPAY WORKING CASH	0.00	0.00	0.00
10	000	4112	LOAN FROM BUILDING FUND	0.00	0.00	0.00
10	000	4113	LOAN FROM TRANSPORTATION	0.00	0.00	0.00
10	000	4114	LOAN FROM WORK CA	-2,305,000.00	2,305,000.00	0.00
10	000	4300	MSSF DONATION FLOW-THROUGH	0.00	0.00	0.00
10	000	4810	TRS 1 PCT LIABILITY	0.00	0.00	0.00
10	000	4811	TEACHERS PENSION	0.00	0.00	0.00
10	000	4812	FED W/H	0.00	0.00	0.00
10	000	4813	ST W/H ST W/H	0.00	0.00	0.00
10	000	4814	IMRF	0.00	0.00	0.00
10	000	4815	ANNUITIES	0.00	0.00	0.00
10	000	4816	INSURANCE	-2,117.16	-1,622.79	-3,739.95
10	000	4817	FICA FICA W/H	0.00	0.00	0.00
10	000	4818	MEDICARE ONLY	0.00	0.00	0.00
10	000	4819	OTHER OTHER	0.00	0.00	0.00
10	000	4890	PAYROLL ACCRUAL	0.00	0.00	0.00
10	000	4---		-2,307,117.16	2,303,377.21	-3,739.95
10	000	7040	FUND BALANCE	811,865.69	-2,084,321.62	-1,272,455.93
10	000	7050	NET CHANGE	0.00	0.00	0.00
10	000	7130	RESERVE FOR ENCUMBRANCE	-241,794.66	116,400.16	-125,394.50
10	000	7131	RESERVE FOR ENCUMBRANCE OFFSET	241,794.66	-116,400.16	125,394.50
10	000	7---		811,865.69	-2,084,321.62	-1,272,455.93
10	---	----		0.00	0.00	0.00

Account Level		Ending				
<u>FU</u>	<u>LOC</u>	<u>FUNC</u>	<u>Description</u>	<u>Beginning Balance</u>	<u>Monthly Activity</u>	<u>Balance</u>
20	000	1010	CASH (MONEY MARKET)	264,010.75	160,532.84	424,543.59
20	000	1830	INVESTMENTS/IMMA	0.00	0.00	0.00
20	000	1840	INVESTMENTS/IPTIP	0.00	0.00	0.00
20	000	1850	IMMA INTEREST	0.00	0.00	0.00
20	000	1860	INVESTMENTS/CD	0.00	0.00	0.00
20	000	1---		264,010.75	160,532.84	424,543.59
20	000	4020	ACCOUNTS PAYBLE	0.00	0.00	0.00
20	000	4111	LOAN TO ED FUND	0.00	0.00	0.00
20	000	4113	LOAN FROM TRANSPORTATION	0.00	0.00	0.00
20	000	4114	LOAN FROM WORK CA	-195,000.00	195,000.00	0.00
20	000	4811	TRS 24 PAY	0.00	0.00	0.00
20	000	4812	FED W/H	0.00	0.00	0.00
20	000	4813	ST W/H	0.00	0.00	0.00
20	000	4814	IMRF	0.00	0.00	0.00
20	000	4815	ANNUITIES	0.00	0.00	0.00
20	000	4816	INSURANCE	0.00	0.00	0.00
20	000	4817	FICA W/H	0.00	0.00	0.00
20	000	4818	MEDICARE ONLY	0.00	0.00	0.00
20	000	4819	OTHER	0.00	0.00	0.00
20	000	4890	PAYROLL ACCRUAL	0.00	0.00	0.00
20	000	4---		-195,000.00	195,000.00	0.00
20	000	7040	FUND BALANCE	-69,010.75	-355,532.84	-424,543.59
20	000	7050	NET CHANGE	0.00	0.00	0.00
20	000	7130	RESERVE FOR ENCUMBRANCE	-28,734.49	11,355.63	-17,378.86
20	000	7131	RESERVE FOR ENCUMBRANCE OFFSET	28,734.49	-11,355.63	17,378.86
20	000	7---		-69,010.75	-355,532.84	-424,543.59
20	---	----		0.00	0.00	0.00

		Account Level			Ending	
<u>FU</u>	<u>LOC</u>	<u>FUNC</u>	<u>Description</u>	<u>Beginning Balance</u>	<u>Monthly Activity</u>	<u>Balance</u>
30	000	1010	CASH (MONEY MARKET)	1,091,996.18	634,693.52	1,726,689.70
30	000	1830	INVESTMENTS/IMMA	0.00	0.00	0.00
30	000	1840	INVESTMENTS/IPTIP	0.00	0.00	0.00
30	000	1850	IMMA INTEREST	0.00	0.00	0.00
30	000	1860	INVESTMENTS/CD	0.00	0.00	0.00
30	000	1---		1,091,996.18	634,693.52	1,726,689.70
30	000	4020	ACCOUNTS PAYABLE	0.00	0.00	0.00
30	000	4340	LOAN FROM WORK CA	0.00	0.00	0.00
30	000	4890	PAYROLL ACCRUAL	0.00	0.00	0.00
30	000	4---		0.00	0.00	0.00
30	000	7040	FUND BALANCE	-1,091,996.18	-634,693.52	-1,726,689.70
30	000	7050	NET CHANGE	0.00	0.00	0.00
30	000	7130	RESERVE FOR ENCUMBRANCE	-6,730.16	6,730.16	0.00
30	000	7131	RESERVE FOR ENCUMBRANCE OFFSET	6,730.16	-6,730.16	0.00
30	000	7---		-1,091,996.18	-634,693.52	-1,726,689.70
30	---	----		0.00	0.00	0.00

		Account Level			Ending	
<u>FU</u>	<u>LOC</u>	<u>FUNC</u>	<u>Description</u>	<u>Beginning Balance</u>	<u>Monthly Activity</u>	<u>Balance</u>
40	000	1010	CASH (MONEY MARKET)	99,775.91	189,542.49	289,318.40
40	000	1820	INVESTMENTS/CD	0.00	0.00	0.00
40	000	1830	INVESTMENTS/IMMA	0.00	0.00	0.00
40	000	1840	INVESTMENTS/IPTIP	0.00	0.00	0.00
40	000	1850	IMMA INTEREST	0.00	0.00	0.00
40	000	1---		99,775.91	189,542.49	289,318.40
40	000	4020	ACCOUNTS PAYABLE	0.00	0.00	0.00
40	000	4111	LOAN TO ED FUND	0.00	0.00	0.00
40	000	4112	LN TO BUILDING FUND	0.00	0.00	0.00
40	000	4340	LOAN FROM WORK CA	0.00	0.00	0.00
40	000	4812	FED W/H FED W/H	0.00	0.00	0.00
40	000	4813	ST W/H	0.00	0.00	0.00
40	000	4814	IMRF IMRF	0.00	0.00	0.00
40	000	4815	ANNUITIES	0.00	0.00	0.00
40	000	4816	INSURANCE	0.00	0.00	0.00
40	000	4817	FICA FICA W/H	0.00	0.00	0.00
40	000	4818	MEDICARE ONLY	0.00	0.00	0.00
40	000	4819	Delete This Account	0.00	0.00	0.00
40	000	4890	PAYROLL ACCRUAL	0.00	0.00	0.00
40	000	4---		0.00	0.00	0.00
40	000	7040	FUND BALANCE	-99,775.91	-189,542.49	-289,318.40
40	000	7050	NET CHANGE	0.00	0.00	0.00
40	000	7130	RESERVE FOR ENCUMBRANCE	-24,085.03	16,109.31	-7,975.72
40	000	7131	RESERVE FOR ENCUMBRANCE OFFSET	24,085.03	-16,109.31	7,975.72
40	000	7---		-99,775.91	-189,542.49	-289,318.40
40	---	----		0.00	0.00	0.00

Account Level						
<u>FU</u>	<u>LOC</u>	<u>FUNC</u>	<u>Description</u>	<u>Beginning Balance</u>	<u>Monthly Activity</u>	<u>Ending Balance</u>
50	000	1010	CASH (MONEY MARKET)	138,803.07	-65,031.41	73,771.66
50	000	1810		0.00	0.00	0.00
50	000	1820	INVESTMENTS/CD	0.00	0.00	0.00
50	000	1830	INVESTMENTS/IMMA	0.00	0.00	0.00
50	000	1840	INVESTMENTS/IPTIP	0.00	0.00	0.00
50	000	1850	IMMA INTEREST	0.00	0.00	0.00
50	000	1---		138,803.07	-65,031.41	73,771.66
50	000	4020	ACCOUNTS PAYABLE	0.00	0.00	0.00
50	000	4114	Loan from Working Cash	-275,000.00	275,000.00	0.00
50	000	4814	BD PD IMRF	0.00	0.00	0.00
50	000	4817	FICA	0.00	0.00	0.00
50	000	4818	BD PD MEDICARE	0.00	0.00	0.00
50	000	4890	PAYROLL ACCRUAL	0.00	0.00	0.00
50	000	4---		-275,000.00	275,000.00	0.00
50	000	7040	FUND BALANCE	136,196.93	-209,968.59	-73,771.66
50	000	7050	NET CHANGE	0.00	0.00	0.00
50	000	7130	RESERVE FOR ENCUMBRANCE	0.00	0.00	0.00
50	000	7131	RESERVE FOR ENCUMBRANCE OFFSET	0.00	0.00	0.00
50	000	7---		136,196.93	-209,968.59	-73,771.66
50	---	----		0.00	0.00	0.00

Account Level						
<u>FU</u>	<u>LOC</u>	<u>FUNC</u>	<u>Description</u>	<u>Beginning Balance</u>	<u>Monthly Activity</u>	<u>Ending Balance</u>
60	000	1010	CASH (MONEY MARKET)	615,324.04	352,148.65	967,472.69
60	000	1100	Series 2016A - \$10M	8,649,738.17	-370,569.61	8,279,168.56
60	000	1101	Series 2016C - \$2M	-159,778.45	0.00	-159,778.45
60	000	1800	INVESTMENTS/CD	0.00	0.00	0.00
60	000	1830	INVESTMENTS/IMMA	0.00	0.00	0.00
60	000	1850	IMMA INTEREST	0.00	0.00	0.00
60	000	1---		9,105,283.76	-18,420.96	9,086,862.80
60	000	4020	ACCOUNTS PAYABLE	0.00	0.00	0.00
60	000	4340	LN FROM WC	0.00	0.00	0.00
60	000	4812	Federal Tax	0.00	0.00	0.00
60	000	4813	IL State Tax	0.00	0.00	0.00
60	000	4817	FICA 2011	0.00	0.00	0.00
60	000	4890	PAYROLL ACCRUAL	0.00	0.00	0.00
60	000	4---		0.00	0.00	0.00
60	000	7040	FUND BALANCE	-9,105,283.76	18,420.96	-9,086,862.80
60	000	7050	NET CHANGE	0.00	0.00	0.00
60	000	7130	RESERVE FOR ENCUMBRANCE	-217,125.05	15,460.50	-201,664.55
60	000	7131	RESERVE FOR ENCUMBRANCE OFFSET	217,125.05	-15,460.50	201,664.55
60	000	7---		-9,105,283.76	18,420.96	-9,086,862.80
60	---	----		0.00	0.00	0.00

Account Level						
<u>FU</u>	<u>LOC</u>	<u>FUNC</u>	<u>Description</u>	<u>Beginning Balance</u>	<u>Monthly Activity</u>	<u>Ending Balance</u>
70	000	1010	CASH (MONEY MARKET)	941,007.89	2,809,510.36	3,750,518.25
70	000	1820	INVESTMENTS/CD	0.00	0.00	0.00
70	000	1830	INVESTMENTS/IMMA	0.00	0.00	0.00
70	000	1850	IMMA INTEREST	0.00	0.00	0.00
70	000	1---		941,007.89	2,809,510.36	3,750,518.25
70	000	4020	ACCOUNTS PAYABLE	0.00	0.00	0.00
70	000	4111	LOAN TO EDUCATION	2,775,000.00	-2,775,000.00	0.00
70	000	4112	LOAN TO BLDG FUND	0.00	0.00	0.00
70	000	4113	LOAN TO TRANS FUND	0.00	0.00	0.00
70	000	4114	LN TO LS FUND	0.00	0.00	0.00
70	000	4115	LN TO CAPITAL PROJECTS	0.00	0.00	0.00
70	000	4118	LOAN TO TORT	0.00	0.00	0.00
70	000	4890	PAYROLL ACCRUAL	0.00	0.00	0.00
70	000	4---		2,775,000.00	-2,775,000.00	0.00
70	000	7040	FUND BALANCE	-3,716,007.89	-34,510.36	-3,750,518.25
70	000	7050	NET CHANGE	0.00	0.00	0.00
70	000	7130	RESERVE FOR ENCUMBRANCE	0.00	0.00	0.00
70	000	7131	RESERVE FOR ENCUMBRANCE OFFSET	0.00	0.00	0.00
70	000	7---		-3,716,007.89	-34,510.36	-3,750,518.25
70	---	----		0.00	0.00	0.00

Account Level						
<u>FU</u>	<u>LOC</u>	<u>FUNC</u>	<u>Description</u>	<u>Beginning Balance</u>	<u>Monthly Activity</u>	<u>Ending Balance</u>
80	000	1010	CASH (MONEY MARKET)	393,351.77	197,210.63	590,562.40
80	000	1---		393,351.77	197,210.63	590,562.40
80	000	4020	ACCOUNTS PAYABLE	0.00	0.00	0.00
80	000	4110	LOAN FROM WC	0.00	0.00	0.00
80	000	4890	PAYROLL ACCRUAL	0.00	0.00	0.00
80	000	4---		0.00	0.00	0.00
80	000	7040	FUND BALANCE	-393,351.77	-197,210.63	-590,562.40
80	000	7050	NET CHANGE	0.00	0.00	0.00
80	000	7130	RESERVE FOR ENCUMBRANCE	-17,248.61	4,001.76	-13,246.85
80	000	7131	RESERVE FOR ENCUMBRANCE OFFSET	17,248.61	-4,001.76	13,246.85
80	000	7---		-393,351.77	-197,210.63	-590,562.40
80	---	----		0.00	0.00	0.00

Account Level						
<u>FU</u>	<u>LOC</u>	<u>FUNC</u>	<u>Description</u>	<u>Beginning Balance</u>	<u>Monthly Activity</u>	<u>Ending Balance</u>
90	000	1010	CASH (MONEY MARKET)	372,928.02	48,044.94	420,972.96
90	000	1820	INVESTMENTS/CD	0.00	0.00	0.00
90	000	1830	INVESTMENTS/IMMA	0.00	0.00	0.00
90	000	1850	IMMA INTEREST	0.00	0.00	0.00
90	000	1---		372,928.02	48,044.94	420,972.96
90	000	4020	ACCOUNTS PAYABLE	0.00	0.00	0.00
90	000	4110	LN FROM WORKING CASH	0.00	0.00	0.00
90	000	4890	PAYROLL ACCRUAL	0.00	0.00	0.00
90	000	4---		0.00	0.00	0.00
90	000	7040	FUND BALANCE	-372,928.02	-48,044.94	-420,972.96
90	000	7050	NET CHANGE	0.00	0.00	0.00
90	000	7130	RESERVE FOR ENCUMBRANCE	-62,802.01	0.00	-62,802.01
90	000	7131	RESERVE FOR ENCUMBRANCE OFFSET	62,802.01	0.00	62,802.01
90	000	7---		-372,928.02	-48,044.94	-420,972.96
90	---	----		0.00	0.00	0.00

FU	LOC	FUNC	Account Level Description	Beginning Balance	Monthly Activity	Ending Balance
99	001	1010	HIGH SCHOOL ACTIVITY FUND	142,442.36	16,227.99	158,670.35
99	001	1---		142,442.36	16,227.99	158,670.35
99	002	1010	JUNIOR HIGH ACTIVITY FUND	103,275.92	-2,698.32	100,577.60
99	002	1---		103,275.92	-2,698.32	100,577.60
99	003	1010	LINCOLN TRAIL ACTIVITY FUND	47,627.31	2,090.98	49,718.29
99	003	1---		47,627.31	2,090.98	49,718.29
99	004	1010	SANGAMON ACTIVITY FUND	19,194.94	646.75	19,841.69
99	004	1---		19,194.94	646.75	19,841.69
99	005	1010	MPE ACTIVITY FUND	35,609.34	141.57	35,750.91
99	005	1---		35,609.34	141.57	35,750.91
99	001	1001	ALTERNATIVE EDUCATION	-14.85	0.00	-14.85
99	001	1002	ARTS AND CRAFTS	-360.63	0.00	-360.63
99	001	1003	ATHLETIC-GENERAL	-9,084.35	-204.31	-9,288.66
99	001	1004	BAND	-1,690.42	-620.00	-2,310.42
99	001	1005	BASEBALL	-9,442.72	950.00	-8,492.72
99	001	1006	BASKETBALL-BOYS	-3,017.64	1,534.37	-1,483.27
99	001	1007	BASKETBALL-GIRLS	-6,404.08	-7,705.15	-14,109.23
99	001	1008	CHEERLEADING	-1,585.88	-1,604.00	-3,189.88
99	001	1009	CHESS	0.00	0.00	0.00
99	001	1010	CHORAL	-12,941.11	-1,413.00	-14,354.11
99	001	1011	CROSS COUNTRY - BOYS	-1,935.63	0.00	-1,935.63
99	001	1012	CROSS COUNTRY - GIRLS	-619.98	0.00	-619.98
99	001	1013	DANCE TEAM	-5,786.50	0.00	-5,786.50
99	001	1014	FBLA	-220.07	0.00	-220.07
99	001	1015	FFA	-12,460.14	449.35	-12,010.79
99	001	1016	FOOTBALL	-4,007.11	-7,455.00	-11,462.11
99	001	1017	FRENCH CLUB	-330.68	0.00	-330.68
99	001	1018	GOLF - BOYS	-170.25	0.00	-170.25
99	001	1019	GOLF - GIRLS	-153.06	0.00	-153.06
99	001	1021	HOME EC	-3,947.88	0.00	-3,947.88
99	001	1022	INDUSTRIAL ARTS	-2,882.68	-813.13	-3,695.81
99	001	1023	INTRAMURALS	-759.57	0.00	-759.57
99	001	1024	LEADERSHIP	0.00	0.00	0.00
99	001	1025	LIBRARY	-40.83	-211.36	-252.19
99	001	1026	MATH CLUB	-86.20	0.00	-86.20
99	001	1027	MULTIMEDIA-DIGITAL ARTS	-1,961.84	-1,250.00	-3,211.84
99	001	1028	OFFICIALS	0.00	0.00	0.00
99	001	1029	ONE NEEDS EARTH	-19.61	0.00	-19.61
99	001	1031	PEPSI	-1,802.19	-398.38	-2,200.57
99	001	1032	PIN PALS	-231.95	0.00	-231.95
99	001	1033	PROM	-9,368.26	0.00	-9,368.26
99	001	1034	RETRO	-10,968.20	-50.00	-11,018.20
99	001	1035	SCHOLASTIC BOWL	-170.16	0.00	-170.16
99	001	1036	SERVICE	-4,468.76	1,262.83	-3,205.93
99	001	1037	SOCCER - BOYS	-1,584.17	-260.00	-1,844.17
99	001	1038	SOCCER - GIRLS	-88.34	17.00	-71.34
99	001	1039	SOFTBALL	-2,633.58	242.71	-2,390.87
99	001	1041	SPANISH CLUB	-761.63	-316.00	-1,077.63
99	001	1042	SPECIAL EDUCATION	-172.94	0.00	-172.94
99	001	1043	SPEECH CLUB	-32.00	0.00	-32.00
99	001	1044	STUDENT COUNCIL	-1,616.04	0.00	-1,616.04
99	001	1045	TESTING FEES	-3,796.76	36.99	-3,759.77

These balances reflect the cash balance of each building's activity fund as of 6/30/2017. The breakdown of each building is below.

Negative balances on activity fund line items are actually positive as we utilize liability account formatting within Skyward. Liability accounts have a "credit norm", which is to say that a credit is an increase to a liability account.

FU	LOC	FUNC	Account Level Description	Beginning Balance	Monthly Activity	Ending Balance
99	001	1046	THEATER	-13,463.80	120.59	-13,343.21
99	001	1047	TRACK - BOYS	-624.09	600.00	-24.09
99	001	1048	TRACK - GIRLS	-1,113.67	8.50	-1,105.17
99	001	1049	VOLLEYBALL	-5,104.94	850.00	-4,254.94
99	001	1051	WRESTLING	-4,108.64	0.00	-4,108.64
99	001	1052	PBIS	-408.53	0.00	-408.53
99	001	1---		-142,442.36	-16,227.99	-158,670.35
99	002	2001	JH MUSIC	-270.42	0.00	-270.42
99	002	2002	JH SPORTS OFFICIALS	-140.00	0.00	-140.00
99	002	2003	JH LIBRARY	-1,770.53	-280.62	-2,051.15
99	002	2004	JH GENERAL	-1,354.75	-1,316.33	-2,671.08
99	002	2005	JH COMMUNITY ACTION PROGRAM	-535.61	0.00	-535.61
99	002	2006	JH STUDENT COUNCIL	-7,499.14	457.56	-7,041.58
99	002	2007	JH CONCESSIONS	-14,868.18	208.06	-14,660.12
99	002	2008	JH TOURNAMENT	-9,135.44	269.93	-8,865.51
99	002	2009	JH ART & VIDEO CLUB	-17.22	0.00	-17.22
99	002	2011	JH STAFF SOCIAL	-709.37	256.78	-452.59
99	002	2012	JH GIRLS' BASKETBALL	-819.32	-0.01	-819.33
99	002	2013	JH BOYS' BASKETBALL	-1,600.40	-0.01	-1,600.41
99	002	2014	JH BULLDOG PEN	-1,162.77	38.50	-1,124.27
99	002	2015	JH WRESTLING	-59.22	0.00	-59.22
99	002	2016	JH VOLLEYBALL	-1,451.23	-0.01	-1,451.24
99	002	2017	JH TRACK	-2,068.39	-0.02	-2,068.41
99	002	2018	JH PEPSI	-729.23	-0.01	-729.24
99	002	2019	JH FUNDRAISING	-49,001.72	2,344.50	-46,657.22
99	002	2021	JH CHEERLEADING	-1,991.30	37.93	-1,953.37
99	002	2022	JH READ ACROSS MAHOMET	-509.54	-50.00	-559.54
99	002	2023	JH BOX TOPS FOR EDUCATION	-1,590.96	732.11	-858.85
99	002	2024	JH BASEBALL	-240.00	0.00	-240.00
99	002	2025	JH SOFTBALL	-200.00	0.00	-200.00
99	002	2026	JH SCHOLASTIC BOWL	-81.70	0.00	-81.70
99	002	2027	JH DRAMA CLUB	-5,469.48	-0.04	-5,469.52
99	002	2---		-103,275.92	2,698.32	-100,577.60
99	003	3001	Fourth Grade Chicago	528.34	0.00	528.34
99	003	3002	Backpack Program	-6,535.87	-667.04	-7,202.91
99	003	3004	Field trips	-10,287.42	-3,252.15	-13,539.57
99	003	3005	Fifth Grade	-721.10	0.00	-721.10
99	003	3006	Fourth Grade	-251.12	0.00	-251.12
99	003	3007	Interest	-1,251.09	213.61	-1,037.48
99	003	3008	Library	-422.74	0.00	-422.74
99	003	3009	LT General	-7,750.00	20.50	-7,729.50
99	003	3011	Pepsi	-990.64	84.80	-905.84
99	003	3012	PTO Allocations	-8,754.35	0.00	-8,754.35
99	003	3014	PTO Grade 3	-106.27	496.53	390.26
99	003	3015	PTO Grade 4	-618.72	31.34	-587.38
99	003	3016	PTO Grade 5	-3,470.02	158.64	-3,311.38
99	003	3017	PTO Library	-3,387.53	470.94	-2,916.59
99	003	3018	PTO Specials	-3,217.08	351.85	-2,865.23
99	003	3021	Third Grade	-391.70	0.00	-391.70
99	003	3---		-47,627.31	-2,090.98	-49,718.29
99	004	4002	Sangamon Donation Account	-847.00	0.00	-847.00
99	004	4003	Sangamon Earth Day Account	-792.31	0.00	-792.31
99	004	4004	Sangamon Elementary Art Accoun	-3,685.35	132.25	-3,553.10
99	004	4005	Sangamon Elementary Music Acco	-208.05	0.00	-208.05

FU	LOC	FUNC	Account Level Description	Beginning Balance	Monthly Activity	Ending Balance
99	004	4006	Sang Field Trips-First Grade	-1,391.32	-42.00	-1,433.32
99	004	4007	Sang Field Trip-Second Grade	-1.26	0.00	-1.26
99	004	4009	Sangamon First Grade Account	-718.14	0.00	-718.14
99	004	4012	Sangamon Interest Account	-46.22	-0.33	-46.55
99	004	4013	Sangamon Library Account	-2,241.23	-514.00	-2,755.23
99	004	4014	Sangamon Pepsi & Coffee Accoun	-440.16	-13.98	-454.14
99	004	4015	Sangamon Physical Ed Account	-60.81	0.00	-60.81
99	004	4016	Sangamon Picture Money Account	-533.97	-454.98	-988.95
99	004	4017	Sangamon PTO Allocations Accou	-3,619.38	0.00	-3,619.38
99	004	4019	Sangamon Remedial Reading	-684.20	0.00	-684.20
99	004	4020	Sangamon General Account	-1,096.53	180.19	-916.34
99	004	4021	Sangamon Second Grade Account	-1,981.44	13.75	-1,967.69
99	004	4022	Sangamon Special Ed Account	-847.57	52.35	-795.22
99	004	4---		-19,194.94	-646.75	-19,841.69
99	005	5001	Field Trips	-69.50	-265.50	-335.00
99	005	5002	Hearing	-75.00	0.00	-75.00
99	005	5003	Library	-4,955.62	-33.64	-4,989.26
99	005	5004	MT General	-8,449.66	-0.27	-8,449.93
99	005	5005	PE.Music.Media	-13.80	0.00	-13.80
99	005	5006	Pepsi	-142.22	0.00	-142.22
99	005	5007	PTO	-18,824.00	0.00	-18,824.00
99	005	5008	Social Worker	-526.54	0.00	-526.54
99	005	5009	Speech	-904.61	0.00	-904.61
99	005	5010	Room 209	16.21	0.00	16.21
99	005	5011	Room 211	-34.66	0.00	-34.66
99	005	5012	Room 213	-6.14	0.00	-6.14
99	005	5013	Room 306A	-39.52	0.00	-39.52
99	005	5014	Room 306B	-413.86	0.00	-413.86
99	005	5015	Room 310	-57.32	0.00	-57.32
99	005	5016	Room 311	20.94	0.00	20.94
99	005	5017	Room 314	-19.45	0.00	-19.45
99	005	5018	Room 315	-14.55	0.00	-14.55
99	005	5019	Room 316	-261.34	0.00	-261.34
99	005	5020	Room 317	0.00	0.00	0.00
99	005	5021	Room 321	-206.76	157.84	-48.92
99	005	5022	Room 403	-20.85	0.00	-20.85
99	005	5023	Room 407	-242.25	0.00	-242.25
99	005	5024	Room 412	-249.67	0.00	-249.67
99	005	5025	Room 416	-119.17	0.00	-119.17
99	005	5---		-35,609.34	-141.57	-35,750.91
99	---	----		0.00	0.00	0.00

Number of Accounts: 290

***** End of report *****

Account Number	Account Level Description	June 2016-17 Monthly Activity	2016-17 FYTD Activity	Encumbered Amount	2016-17 Revised Budget	2016-17 FYTD Unencumbered Bal
10R000 1111 0000 00 000000	CURRENT YR LEVY	2,240,154.01	4,186,273.36	0.00	4,149,016.00	-37,257.36
10R000 1112 0000 00 000000	FIRST PR YR LEVY	0.00	3,439,290.02	0.00	3,474,478.00	35,187.98
10R000 1141 0000 00 000000	SPEC ED/CURRENT	36,682.83	68,550.81	0.00	67,676.00	-874.81
10R000 1142 0000 00 000000	SPEC ED/FIRST PR YR	0.00	56,093.46	0.00	56,786.00	692.54
10R000 1191 0000 00 000000	CURRENT YR/TECH	45,019.86	84,130.56	0.00	86,133.00	2,002.44
10R000 1192 0000 00 000000	FIRST PR YR/TECH	0.00	71,390.90	0.00	69,518.00	-1,872.90
10R000 1210 0000 00 000000	MOBILE HOME PRIV TAX	0.00	18,742.68	0.00	20,000.00	1,257.32
10R000 1230 0000 00 000000	CORP PERS PROP REPL	-24,905.82	292,365.83	0.00	262,881.00	-29,484.83
10R000 1510 0000 00 000000	INT ON INVESTMENTS	736.51	4,152.81	0.00	1,000.00	-3,152.81
10R000 1610 0000 00 000000	FOOD SERV SALES/PUP	15,511.60	485,453.90	0.00	450,000.00	-35,453.90
10R000 1620 0000 00 000000	ADULT LUNCHES	0.00	0.00	0.00	1,000.00	1,000.00
10R000 1711 0000 02 000000	BULLDOG PASSES	760.00	8,740.00	0.00	12,000.00	3,260.00
10R000 1727 0000 02 000000	ATHLETIC PARTICIPATION FEE	1,890.00	70,995.00	0.00	70,000.00	-995.00
10R000 1728 0000 00 000000	ACTIVITY PARTICIPATION FEES	1,195.00	22,660.00	0.00	24,000.00	1,340.00
10R000 1790 0000 00 000000	COPY SHOP REIMB	0.00	1,688.23	0.00	1,000.00	-688.23
10R000 1811 0000 00 000000	TEXTBOOK/COLL AGENCY	0.00	368.00	0.00	1,000.00	632.00
10R000 1821 0000 00 000000	TEXTBOOK SALES	0.00	0.00	0.00	1,000.00	1,000.00
10R000 1920 0000 00 000000	PRIVATE DONATIONS	2,750.65	21,916.09	0.00	10,000.00	-11,916.09
10R000 1960 0000 00 000000	TIF FLOW THRU	142,008.33	426,923.62	0.00	650,000.00	223,076.38
10R000 1993 0000 00 000000	CAIR MEMBERSHIPS	0.00	975.00	0.00	2,000.00	1,025.00
10R000 1993 0000 01 000000	KIDS CLUB FEES	6,923.72	311,199.30	0.00	275,000.00	-36,199.30
10R000 1993 0000 12 000000	BLAST Fees	0.00	30,580.00	0.00	30,000.00	-580.00
10R000 1995 0000 06 001995	COMMUNITY SPONSORSHIP REVENUE	0.00	23,000.00	0.00	0.00	-23,000.00
10R000 1998 0000 00 000000	PEPSI REVENUE	0.00	240.00	0.00	0.00	-240.00
10R000 1999 0000 00 000000	OTHER	3,743.63	21,986.13	0.00	20,000.00	-1,986.13
10R000 1999 0000 01 000000	MAYC PROGRAM CONTRIBUTION	0.00	89,726.00	0.00	128,000.00	38,274.00
10R000 1999 0000 06 000000	ERATE	0.00	14,807.99	0.00	30,228.00	15,420.01
10R000 3001 0000 00 000000	GENERAL STATE AID	762,012.73	8,525,853.18	0.00	8,539,669.00	13,815.82
10R000 3100 0000 00 000000	SPEC ED/PRIV FAC TUIT	65,992.74	196,689.97	0.00	257,919.00	61,229.03
10R000 3105 0000 00 000000	SPEC ED EXTRAORD	93,279.97	279,855.19	0.00	330,931.00	51,075.81
10R000 3110 0000 00 000000	SPEC ED PERSONNEL	126,340.37	387,519.13	0.00	522,488.00	134,968.87
10R000 3120 0000 00 000000	SPEC ED. ORPH INDIVIDUAL	6,198.54	11,872.35	0.00	14,524.00	2,651.65
10R000 3145 0000 00 000000	SPEC ED SUMMER SCH	0.00	0.00	0.00	3,000.00	3,000.00
10R000 3215 0000 00 000000	VO ED/FORMULA	0.00	13,987.38	0.00	17,569.00	3,581.62
10R000 3235 0000 00 000000	AGRICULTURE EDUCATION GRANT	0.00	0.00	0.00	2,189.00	2,189.00
10R000 3360 0000 00 000000	FREE LUNCH/IL	0.00	1,519.70	0.00	2,500.00	980.30
10R000 3370 0000 00 000000	DRIVER EDUCATION	0.00	30,277.92	0.00	40,000.00	9,722.08
10R000 3999 0000 00 000000	OTHER RESTRICTED REVENUE	0.00	5,610.84	0.00	5,000.00	-610.84
10R000 4210 0000 00 000000	SCHOOL LUNCH REG	5,312.52	67,777.96	0.00	75,000.00	7,222.04
10R000 4211 0000 00 000000	SCH LUNCH FREE/RED	23,111.32	186,841.12	0.00	200,000.00	13,158.88

Account Number	Account Level Description	June 2016-17 Monthly Activity	2016-17 FYTD Activity	Encumbered Amount	2016-17 Revised Budget	2016-17 FYTD Unencumbered Bal
10R000 4215 0000 00 000000	SPECIAL KINDG MILK	237.88	1,837.95	0.00	2,000.00	162.05
10R000 4220 0000 00 000000	SCHOOL BREAKFAST	5,902.63	46,788.52	0.00	50,000.00	3,211.48
10R000 4300 0000 00 004300	TITLE I (PRIOR CHAP I)	84,222.00	381,203.00	0.00	262,561.00	-118,642.00
10R000 4600 0000 00 004600	PRESCHOOL FLO THRU	0.00	12,624.00	0.00	12,624.00	0.00
10R000 4620 0000 00 004620	FED SPEC ED/IDEA FLO THRU	39,894.00	538,865.00	0.00	572,063.00	33,198.00
10R000 4625 0000 00 004625	IDEA ROOM/BOARD	16,027.20	199,074.89	0.00	275,000.00	75,925.11
10R000 4930 0000 00 004932	TITLE II TEACHER QUALITY	5,357.00	57,593.00	0.00	55,154.00	-2,439.00
10R000 4991 0000 00 004991	MEDICAID ADMIN OUTREACH	0.00	30,490.12	0.00	30,000.00	-490.12
10R000 4992 0000 00 004992	MEDICAID FEE FOR SERVICE	48,353.75	176,201.14	0.00	150,000.00	-26,201.14
10R000 7120 0000 00 000000	PERM TRANS INT	20,319.43	20,319.43	0.00	7,500.00	-12,819.43
10R000 7990 0000 00 000000	OTHER FINANCING SOURCE	0.00	115,972.62	0.00	115,973.00	0.38
10R001 1712 0000 02 000000	BASKETBALL HS BOYS	0.00	10,038.00	0.00	8,000.00	-2,038.00
10R001 1713 0000 02 000000	BASKETBALL HS GIRLS	0.00	0.00	0.00	1,000.00	1,000.00
10R001 1714 0000 02 000000	FOOTBALL	0.00	13,564.00	0.00	15,000.00	1,436.00
10R001 1715 0000 02 000000	VOLLEYBALL HS	0.00	2,110.00	0.00	5,000.00	2,890.00
10R001 1716 0000 02 000000	WRESTLING HS	0.00	1,132.00	0.00	2,000.00	868.00
10R001 1790 0000 00 000000	HS ACTIVITY FUND REIMB	0.00	99.00	0.00	0.00	-99.00
10R001 1811 0000 00 000000	HS TEXTBOOK RENTAL	8,485.00	85,430.00	0.00	120,000.00	34,570.00
10R001 1812 0000 05 000000	SUMMER SCH PROG/HS	45.00	19,265.00	0.00	1,000.00	-18,265.00
10R001 1970 0000 00 000000	DR ED FEE/BTW	9,772.50	46,072.50	0.00	50,000.00	3,927.50
10R001 1993 0000 00 000000	HS PARKING FEES	1,050.00	16,950.00	0.00	25,000.00	8,050.00
10R002 1717 0000 02 000000	BASKETBALL JRH BOYS	0.00	3,006.00	0.00	3,000.00	-6.00
10R002 1718 0000 02 000000	BASKETBALL JRH GIRLS	0.00	2,996.00	0.00	2,500.00	-496.00
10R002 1719 0000 02 000000	VOLLEYBALL JRH	0.00	3,076.00	0.00	2,500.00	-576.00
10R002 1720 0000 02 000000	WRESTLING JRH	0.00	983.00	0.00	1,500.00	517.00
10R002 1790 0000 00 000000	JH ACTIVITY FUND REIMB	1,106.94	17,329.15	0.00	0.00	-17,329.15
10R002 1811 0000 00 000000	JH TEXTBOOK RENTAL	3,995.00	39,937.25	0.00	50,000.00	10,062.75
10R002 1812 0000 05 000000	SUMMER SCHOOL JH	3,270.00	3,780.00	0.00	20,000.00	16,220.00
10R003 1790 0000 00 000000	LT ACTIVITY FUND REIMB	0.00	15,551.74	0.00	0.00	-15,551.74
10R003 1811 0000 00 000000	LT TEXTBOOK RENTAL	2,677.50	43,878.75	0.00	50,000.00	6,121.25
10R004 1790 0000 00 000000	SANG ACTIVITY FUND REIMB	0.00	18,135.50	0.00	0.00	-18,135.50
10R004 1790 0000 03 000000	SANGAMON LIBRARY REIMB	0.00	126.43	0.00	0.00	-126.43
10R004 1811 0000 00 000000	SANG TEXTBOOK RENT	1,530.00	27,460.00	0.00	35,000.00	7,540.00
10R005 1790 0000 00 000000	MT ACTIVITY FUND REIMB	0.00	5,040.99	0.00	0.00	-5,040.99
10R005 1790 0000 03 000000	MIDDLETOWN LIBRARY REIMB	0.00	163.53	0.00	0.00	-163.53
10R005 1811 0000 00 000000	MT TEXTBOOK RENTAL	-175.00	14,365.00	0.00	14,000.00	-365.00
10R005 1993 0000 00 000000	FEE BASED PRESCHOOL	290.00	30,190.00	0.00	30,000.00	-190.00
1-----		3,807,079.34	21,461,703.94	0.00	21,871,880.00	410,176.06

Account Number	Account Level Description	June 2016-17 Monthly Activity	2016-17 FYTD Activity	Encumbered Amount	2016-17 Revised Budget	2016-17 FYTD Unencumbered Bal
20R000 1111 0000 00 000000	CURRENT YEAR LEVY	457,284.88	854,548.17	0.00	846,722.00	-7,826.17
20R000 1112 0000 00 000000	FIRST PRIOR YR LEVY	0.00	701,805.33	0.00	709,092.00	7,286.67
20R000 1210 0000 00 000000	MOBILE HOME PRIV TAX	0.00	3,688.24	0.00	4,000.00	311.76
20R000 1510 0000 00 000000	INTEREST ON INVEST	248.77	1,651.70	0.00	500.00	-1,151.70
20R000 1910 0000 00 000000	BLDG RENTALS	0.00	360.00	0.00	5,000.00	4,640.00
20R000 1912 0000 00 000000	LAND LEASE	0.00	13,500.00	0.00	13,500.00	0.00
20R000 1960 0000 00 000000	TIF FLOW THRU	20,145.24	60,778.88	0.00	90,000.00	29,221.12
20R000 1999 0000 00 000000	OTHER INCOME	0.00	837.28	0.00	2,000.00	1,162.72
20R000 7110 0000 00 000000	PERM TRANSFER WC	0.00	125,000.00	0.00	125,000.00	0.00
2-----	-----	477,678.89	1,762,169.60	0.00	1,795,814.00	33,644.40

Account Number	Account Level Description	June 2016-17 Monthly Activity	2016-17 FYTD Activity	Encumbered Amount	2016-17 Revised Budget	2016-17 FYTD Unencumbered Bal
30R000 1111 0000 00 000000	CURRENT YR LEVY	645,701.26	1,206,650.06	0.00	1,129,919.00	-76,731.06
30R000 1112 0000 00 000000	FIRST PRIOR YR LEVY	0.00	1,021,792.50	0.00	1,031,570.00	9,777.50
30R000 1210 0000 00 000000	MOBILE HOME PRIV TAX	0.00	5,369.88	0.00	6,000.00	630.12
30R000 1510 0000 00 000000	INT ON INVESTMENTS	1,014.56	4,749.44	0.00	2,500.00	-2,249.44
30R000 7130 0000 00 000000	PERMANENT TRANSFER	0.00	2,011,132.76	0.00	2,016,889.00	5,756.24
3-----		646,715.82	4,249,694.64	0.00	4,186,878.00	-62,816.64

Account Number	Account Level Description	June 2016-17 Monthly Activity	2016-17 FYTD Activity	Encumbered Amount	2016-17 Revised Budget	2016-17 FYTD Unencumbered Bal
40R000 1111 0000 00 000000	CURRENT YR LEVY	182,997.32	341,975.06	0.00	338,381.00	-3,594.06
40R000 1112 0000 00 000000	FIRST PRIOR YR LEVY	0.00	280,467.30	0.00	283,930.00	3,462.70
40R000 1210 0000 00 000000	MOBILE HOME PRIV TAX	0.00	1,473.95	0.00	1,600.00	126.05
40R000 1510 0000 00 000000	INT ON INVESTMENTS	169.53	1,158.11	0.00	600.00	-558.11
40R000 1960 0000 00 000000	TIF FLOW THRU	8,061.77	24,300.47	0.00	35,000.00	10,699.53
40R000 1999 0000 00 000000	OTHER INCOME	0.00	127,258.15	0.00	130,000.00	2,741.85
40R000 3500 0000 00 000000	REGULAR TRANS	32,012.55	96,873.39	0.00	126,535.00	29,661.61
40R000 3510 0000 00 000000	SPEC ED TRANS	37,718.55	131,085.44	0.00	222,004.00	90,918.56
4-----	-----	260,959.72	1,004,591.87	0.00	1,138,050.00	133,458.13

Account Number	Account Level Description	June 2016-17 Monthly Activity	2016-17 FYTD Activity	Encumbered Amount	2016-17 Revised Budget	2016-17 FYTD Unencumbered Bal
50R000 1111 0000 00 000000	IMRF CURRNT YR LEVY	127,973.07	239,148.85	0.00	200,722.00	-38,426.85
50R000 1112 0000 00 000000	IMRF PRIOR YR LEVY	0.00	166,532.05	0.00	168,615.00	2,082.95
50R000 1121 0000 00 000000	SS CURRENT YR LEVY	127,973.07	239,148.85	0.00	200,722.00	-38,426.85
50R000 1122 0000 00 000000	SS PRIOR YR LEVY	0.00	166,204.33	0.00	168,615.00	2,410.67
50R000 1210 0000 00 000000	MOBILE HOME PRIV TAX	0.00	1,748.64	0.00	2,000.00	251.36
50R000 1230 0000 00 000000	CORP PERS PROP REPL	24,905.82	24,905.82	0.00	24,000.00	-905.82
50R000 1510 0000 00 000000	INTEREST ON INVEST	43.23	555.99	0.00	350.00	-205.99
50R000 1961 0000 00 000000	TIF FLOW THRU	0.00	0.00	0.00	25,000.00	25,000.00
50R000 1962 0000 00 000000	TIF FLOW THRU	0.00	0.00	0.00	25,000.00	25,000.00
5-----	-----	280,895.19	838,244.53	0.00	815,024.00	-23,220.53

Account Number	Account Level Description	June 2016-17 Monthly Activity	2016-17 FYTD Activity	Encumbered Amount	2016-17 Revised Budget	2016-17 FYTD Unencumbered Bal
60R000 1510 0000 00 000000	INTEREST ON SALES TAX	5,324.55	55,988.64	0.00	8,000.00	-47,988.64
60R000 1999 0000 00 000000	S & C OTHER REVENUE	356,678.10	2,328,653.91	0.00	2,256,574.00	-72,079.91
60R000 7210 0000 00 000000	BOND PROCEEDS	0.00	2,004,260.00	0.00	2,004,260.00	0.00
60R000 7320 0000 00 000000	SALE OF BUILDINGS OR GROUNDS	0.00	0.00	0.00	1,300,000.00	1,300,000.00
6-----		362,002.65	4,388,902.55	0.00	5,568,834.00	1,179,931.45

Account Number	Account Level Description	June 2016-17 Monthly Activity	2016-17 FYTD Activity	Encumbered Amount	2016-17 Revised Budget	2016-17 FYTD Unencumbered Bal
70R000 1111 0000 00 000000	CURRENT YR LEVY	45,853.54	85,688.51	0.00	84,595.00	-1,093.51
70R000 1112 0000 00 000000	FIRST PRIOR YR LEVY	0.00	70,116.82	0.00	70,982.00	865.18
70R000 1210 0000 00 000000	MOBILE HOME DISTRIBUTION	0.00	368.49	0.00	400.00	31.51
70R000 1510 0000 00 000000	INTEREST ON INVEST	2,206.78	15,569.99	0.00	5,000.00	-10,569.99
70R000 1960 0000 00 000000	TIF FLOW THRU	2,020.03	6,079.70	0.00	10,000.00	3,920.30
7-----		50,080.35	177,823.51	0.00	170,977.00	-6,846.51

Account Number	Account Level Description	June 2016-17 Monthly Activity	2016-17 FYTD Activity	Encumbered Amount	2016-17 Revised Budget	2016-17 FYTD Unencumbered Bal
80R000 1121 0000 00 000000	CURRENT YR TORT LEVY	213,010.55	398,062.09	0.00	399,136.00	1,073.91
80R000 1122 0000 00 000000	PRIOR YR TORT LEVY	0.00	330,823.88	0.00	334,578.00	3,754.12
80R000 1210 0000 00 000000	MOBILE HOME PRV TAX	0.00	1,738.60	0.00	1,500.00	-238.60
80R000 1510 0000 00 000000	INTEREST ON INVESTMENTS	346.05	2,768.66	0.00	700.00	-2,068.66
80R000 1960 0000 00 000000	TIFF FLOW THRU	9,383.97	28,538.24	0.00	35,000.00	6,461.76
80R000 1999 0000 00 000000	OTHER REVENUE	52.00	37,013.00	0.00	0.00	-37,013.00
8-----		222,792.57	798,944.47	0.00	770,914.00	-28,030.47

Account Number	Account Level Description	June 2016-17 Monthly Activity	2016-17 FYTD Activity	Encumbered Amount	2016-17 Revised Budget	2016-17 FYTD Unencumbered Bal
90R000 1111 0000 00 000000	CURRENT YR LEVY	45,853.54	85,688.51	0.00	84,595.00	-1,093.51
90R000 1112 0000 00 000000	FIRST PRIOR YR LEVY	0.00	70,116.82	0.00	70,982.00	865.18
90R000 1210 0000 00 000000	MOBILE HOME DISTRIBUTION	0.00	368.49	0.00	400.00	31.51
90R000 1510 0000 00 000000	INTEREST ON INVEST	246.67	3,195.86	0.00	4,000.00	804.14
90R000 1960 0000 00 000000	TIF FLOW THRU	2,020.03	6,079.70	0.00	8,500.00	2,420.30
9-----	-----	48,120.24	165,449.38	0.00	168,477.00	3,027.62

<u>Account Number</u>	<u>Account Level</u> <u>Description</u>	<u>June 2016-17</u> <u>Monthly Activity</u>	<u>2016-17</u> <u>FYTD Activity</u>	<u>Encumbered</u> <u>Amount</u>	<u>2016-17</u> <u>Revised Budget</u>	<u>2016-17 FYTD</u> <u>Unencumbered Bal</u>
<hr/>						
Grand Revenue Totals		6,156,324.77	34,847,524.49	0.00	36,486,848.00	1,639,323.51

Number of Accounts: 128

***** End of report *****

Account Number	Account Level Description	June 2016-17 Monthly Activity	2016-17 FYTD Activity	Encumbered Amount	2016-17 Revised Budget	2016-17 FYTD Unencumbered Bal
10E000 1110 1100 00 000000	ELEM TEACHER SALARY	282,673.32	3,353,175.47	0.00	3,409,530.00	56,354.53
10E000 1110 1100 01 000000	KIDS CLUB SALARY	5,618.10	107,516.92	0.00	100,069.00	-7,447.92
10E000 1110 1100 12 000000	BLAST Salaries	4,481.06	69,881.29	0.00	70,000.00	118.71
10E000 1110 1120 00 000000	ELEM COMP/SCI AIDE SALARY	1,628.51	20,315.20	0.00	19,027.00	-1,288.20
10E000 1110 1200 00 000000	ELEM SUB TEACHERS	5,876.04	113,096.08	0.00	80,000.00	-33,096.08
10E000 1110 1210 00 000000	ELEM SUB AIDES	0.00	0.00	0.00	500.00	500.00
10E000 1110 1220 00 000000	ELEM HOMEBOUND TCH	0.00	0.00	0.00	5,000.00	5,000.00
10E000 1110 2110 00 000000	ELEM BD PD RETIRE	91.77	556,208.53	0.00	545,879.00	-10,329.53
10E000 1110 2110 01 000000	KIDS CLUB TRS	0.00	0.00	0.00	500.00	500.00
10E000 1110 2110 12 000000	BLAST TRS	63.15	1,957.11	0.00	2,000.00	42.89
10E000 1110 2200 00 000000	ELEM THIS	0.00	0.00	0.00	500.00	500.00
10E000 1110 2210 00 000000	ELEM BD PD LIFE	389.46	4,708.12	0.00	4,546.00	-162.12
10E000 1110 2220 00 000000	ELEM BD PD HEALTH	35,683.12	414,705.12	0.00	417,689.00	2,983.88
10E000 1110 2220 12 000000	BLAST HEALTH INSURANCE	700.00	8,220.00	0.00	8,212.00	-8.00
10E000 1110 2230 00 000000	ELEM BD PD DENTAL	208.90	3,301.32	0.00	4,144.00	842.68
10E000 1110 3100 12 000000	BLAST Purchased Services	-2,081.99	11,028.37	0.00	29,000.00	17,971.63
10E000 1110 4100 01 000000	KIDS CLUB SUPPLIES	1,202.28	13,658.25	0.00	20,000.00	6,341.75
10E000 1110 4100 12 000000	BLAST Supplies	59.89	5,667.28	0.00	29,000.00	23,332.72
10E000 1150 1100 06 000000	TECH DIR SAL	10,000.00	108,000.00	0.00	120,000.00	12,000.00
10E000 1150 1200 06 000000	TEST ASSESS	455.00	4,707.50	0.00	10,000.00	5,292.50
10E000 1150 2110 06 000000	TRS	639.71	7,675.39	0.00	12,500.00	4,824.61
10E000 1150 2210 06 000000		190.00	1,108.40	0.00	0.00	-1,108.40
10E000 1150 2220 06 000000	TECH DIR INS	700.00	8,220.00	0.00	7,542.00	-678.00
10E000 1150 3100 06 000000	TECHNOLOGY - WEBSITE & APP	0.00	37,312.00	0.00	18,656.00	-18,656.00
10E000 1150 3140 06 000000	TECH STAFF DEV	100.00	790.00	0.00	2,000.00	1,210.00
10E000 1150 3230 06 000000	TECH PURC SERV	3,458.28	77,043.25	0.00	124,292.00	47,248.75
10E000 1150 3600 06 000000	DISTRICT PRINTING	0.00	1,998.50	0.00	5,000.00	3,001.50
10E000 1150 4200 06 000000	DISTR TEXTBOOK/NEW	11,686.23	94,379.23	0.00	120,000.00	25,620.77
10E000 1150 4900 06 000000	DISTRICT TECHNOLOGY	1,276.05	60,566.45	0.00	125,000.00	64,433.55
10E000 1150 4910 06 000000	DISTRICT CURR SOFTWARE	0.00	0.00	0.00	10,000.00	10,000.00
10E000 1150 4920 06 000000	ERATE EQUIPMENT	866.60	17,474.63	0.00	30,228.00	12,753.37
10E000 1150 5520 00 000000	TECHNOLOGY - 5 YR CAP EQUIP	0.00	115,972.62	0.00	115,973.00	0.38
10E000 1150 6400 06 000000	FEES/COLLECTION AG	3,423.76	45,238.74	0.00	45,000.00	-238.74
10E000 1150 7000 06 000000	TECH EQUIPMENT	0.00	10,170.70	0.00	5,000.00	-5,170.70
10E000 1150 7010 06 000000	DISTRICT EQUIPMENT	0.00	0.00	0.00	2,500.00	2,500.00
10E000 1150 7020 06 000000	DONATION EQUIPMENT	0.00	0.00	0.00	5,000.00	5,000.00
10E000 1220 1100 10 000000	SPEC ED SALARY	188,298.63	2,318,241.53	0.00	2,303,454.00	-14,787.53
10E000 1220 1100 10 004600	EARLY CHILDHOOD SAL	1,583.34	18,879.00	0.00	19,000.00	121.00
10E000 1220 1110 10 000000	SP ED SUMMER SCH SAL	12,856.25	26,322.50	0.00	15,000.00	-11,322.50
10E000 1220 1120 10 000000	SPEC ED AIDE SAL	56,015.60	651,118.15	0.00	650,479.00	-639.15

Account Number	Account Level Description	June 2016-17 Monthly Activity	2016-17 FYTD Activity	Encumbered Amount	2016-17 Revised Budget	2016-17 FYTD Unencumbered Bal
10E000 1220 1120 10 004620	SPEC ED AIDE IDEA	37,867.57	452,164.98	0.00	456,134.00	3,969.02
10E000 1220 1130 10 004620	OTHER SPECIAL ED SALARY	0.00	10,162.50	0.00	0.00	-10,162.50
10E000 1220 1140 10 004620	SPEC ED AIDE SEC	4,723.38	56,681.00	0.00	56,681.00	0.00
10E000 1220 1200 10 000000	SPEC ED TEACH SUBS	1,719.94	35,702.78	0.00	40,000.00	4,297.22
10E000 1220 1210 10 000000	SPEC ED AIDE SUBS	3,810.00	59,967.50	0.00	50,000.00	-9,967.50
10E000 1220 1220 10 000000	SPEC ED HOMEBOUND	555.00	2,790.00	0.00	3,000.00	210.00
10E000 1220 2110 10 000000	SPEC ED TRS	1,843.48	269,317.93	0.00	286,238.00	16,920.07
10E000 1220 2110 10 004620	SPEC ED IDEA TRS	0.00	15.62	0.00	0.00	-15.62
10E000 1220 2120 10 004620	FEDERAL TRS - IDEA FLOW THROUG	0.00	8,478.72	0.00	0.00	-8,478.72
10E000 1220 2210 10 000000	SPEC ED BD PD LIFE	340.00	5,488.06	0.00	5,173.00	-315.06
10E000 1220 2210 10 004600	SPEC ED PREK FLOW THRU LIFE IN	0.00	0.00	0.00	255.00	255.00
10E000 1220 2210 10 004620	SPEC ED IDEA LIFE INSURANCE	553.00	6,647.86	0.00	6,092.00	-555.86
10E000 1220 2220 10 000000	SPEC ED BD PD HEALTH	36,888.16	422,123.10	0.00	399,710.00	-22,413.10
10E000 1220 2220 10 004600	SPEC ED PREK FLOW THRU HEALTH	700.00	8,220.00	0.00	6,875.00	-1,345.00
10E000 1220 2220 10 004620	SPEC ED IDEA HEALTH	9,100.00	106,806.08	0.00	98,776.00	-8,030.08
10E000 1220 2230 10 000000	SPEC ED BD PD DENTAL	435.48	5,072.88	0.00	5,305.00	232.12
10E000 1220 2230 10 004620	SPEC ED IDEA DENTAL	0.00	0.00	0.00	450.00	450.00
10E000 1220 3100 10 000000	SPEC ED PROF SERV	0.00	0.00	0.00	5,000.00	5,000.00
10E000 1220 3100 10 004620	IDEA INSTR PURCH SERV	0.00	0.00	0.00	16,500.00	16,500.00
10E000 1220 3320 10 000000	SPEC ED TRAV & RC	0.00	247.58	0.00	1,000.00	752.42
10E000 1220 3420 10 000000	SP ED PHONE	113.49	1,350.96	0.00	2,000.00	649.04
10E000 1220 4100 10 000000	SPEC ED GEN SUPP	1,361.10	13,277.93	0.00	20,000.00	6,722.07
10E000 1220 4100 10 004620	IDEA INSTR SUPPLIES	0.00	0.00	0.00	5,000.00	5,000.00
10E000 1220 6400 10 000000	SP ED DUES & FEES	0.00	360.00	0.00	500.00	140.00
10E000 1220 7000 10 000000	EQUIPMENT	0.00	0.00	0.00	2,000.00	2,000.00
10E000 1240 1100 10 000000	MEDICAID MATCH SAL	45.00	7,397.50	0.00	9,000.00	1,602.50
10E000 1240 2110 10 000000	MEDICAID MATCH TRS	0.69	64.53	0.00	400.00	335.47
10E000 1240 3100 10 000000	MEDICAID MAT/PUR SERV	26,381.30	149,736.53	0.00	65,000.00	-84,736.53
10E000 1240 4100 10 000000	MEDICAID MATCHING EXP	0.00	16,231.80	0.00	15,000.00	-1,231.80
10E000 1240 7000 10 000000	MEDICARE MATCHING EQUIPMENT	0.00	0.00	0.00	1,000.00	1,000.00
10E000 1250 1100 00 004300	TITLE I IMP INSTR SAL	28,987.50	35,127.50	0.00	24,900.00	-10,227.50
10E000 1250 2110 00 004300	TITLE I BD PD RETIRE	3,644.11	4,411.88	0.00	3,070.00	-1,341.88
10E000 1250 2120 00 004300	FEDERAL TRS	0.00	27,668.70	0.00	27,669.00	0.30
10E000 1250 3320 00 004300	TITLE I STAFF DEVELOPMENT	16,112.73	37,952.78	0.00	26,000.00	-11,952.78
10E000 1250 4100 00 004300	TITLE I CLASSROOM SUPPLIES	19,438.22	179,618.06	0.00	87,849.00	-91,769.06
10E000 1252 1100 00 004932	TITLE II SALARIES	3,185.50	37,978.60	0.00	38,226.00	247.40
10E000 1252 2110 00 004932	TITLE II SALARIES (TR24)	0.00	4,805.64	0.00	4,713.00	-92.64
10E000 1252 2120 00 004932	FEDERAL TRS	0.00	14,732.28	0.00	14,732.00	-0.28
10E000 1252 2220 00 004932	TITLE II BD PD INSURANCE	700.00	8,220.00	0.00	8,212.00	-8.00
10E000 1650 1100 00 000000	GIFTED SALARIES	3,529.10	48,505.78	0.00	42,349.00	-6,156.78

Account Number	Account Level Description	June 2016-17 Monthly Activity	2016-17 FYTD Activity	Encumbered Amount	2016-17 Revised Budget	2016-17 FYTD Unencumbered Bal
10E000 1650 2110 00 000000	GIFTED BD PD RETIRE	0.00	5,324.04	0.00	5,222.00	-102.04
10E000 1650 2220 00 000000	GIFTED INSURANCE	700.00	8,220.00	0.00	8,212.00	-8.00
10E000 1650 4100 00 000000	DISTR/GIFT GEN SUPP	0.00	1,011.63	0.00	2,000.00	988.37
10E000 2130 1100 00 000000	HEALTH SALARY	4,871.94	58,295.45	0.00	57,919.00	-376.45
10E000 2130 1120 00 000000	DIABETIC CARE AIDES	424.34	4,992.23	0.00	5,000.00	7.77
10E000 2130 2220 00 000000	BD PD HLTH INS	700.00	8,220.00	0.00	7,542.00	-678.00
10E000 2130 4100 00 000000	HEALTH SERV GEN SUP	929.60	1,084.06	0.00	1,000.00	-84.06
10E000 2130 4110 00 000000	HEALTH HEP B SHOTS	0.00	0.00	0.00	1,000.00	1,000.00
10E000 2150 1100 00 000000	SPEECH SALARY	20,308.44	249,773.20	0.00	243,701.00	-6,072.20
10E000 2150 2110 00 000000	SPEECH BD PD RETIRE	0.00	30,636.72	0.00	25,516.00	-5,120.72
10E000 2150 2210 00 000000	SPEECH HEALTH	92.02	1,104.24	0.00	700.00	-404.24
10E000 2150 2220 00 000000	SPEECH BD PD HEALTH	1,462.70	18,532.40	0.00	25,422.00	6,889.60
10E000 2210 1000 00 000000	STAFF DEV/IMP INST/SAL	2,370.00	2,530.00	0.00	16,000.00	13,470.00
10E000 2210 1200 00 000000	REIMBURSABLE SUBS	-3,365.00	1,875.00	0.00	4,000.00	2,125.00
10E000 2210 1200 00 004300	TITLE I STAFF DEV SUBS	3,365.00	17,100.00	0.00	13,950.00	-3,150.00
10E000 2210 1200 00 004620	PART B IMPR INSTR SAL(SUBS)	390.00	4,980.00	0.00	3,200.00	-1,780.00
10E000 2210 1210 00 000000	STAFF DEVELOPMENT SUBS	0.00	7,515.00	0.00	28,000.00	20,485.00
10E000 2210 2110 00 000000	STAFF DEV/TRS	263.97	897.70	0.00	5,918.00	5,020.30
10E000 2210 2110 00 004300	TITLE I STAFF DEV SUBS (TRNEC)	0.00	184.39	0.00	1,720.00	1,535.61
10E000 2210 2110 00 004620	IMPR INSTR STAFF DEV TRS	49.04	248.91	0.00	0.00	-248.91
10E000 2210 2200 00 000000	STAFF DEV/IMP INST/THIS	0.00	0.00	0.00	10.00	10.00
10E000 2210 3100 00 004620	PART B IMP INSTR PUR SERV	100.00	1,398.88	0.00	25,051.00	23,652.12
10E000 2210 3140 00 000000	STAFF DEV/IMP INST/PURCH SERV	2,967.92	22,931.00	0.00	38,000.00	15,069.00
10E000 2210 3140 00 004932	TTL II IMP INST P SERV	4,430.00	4,430.00	0.00	0.00	-4,430.00
10E000 2210 3320 00 003215	CTE TRAVEL	0.00	0.00	0.00	500.00	500.00
10E000 2210 4100 00 000000	STAFF DEV/IMP INST/SUPP	180.76	736.09	0.00	7,000.00	6,263.91
10E000 2210 4100 00 004620	PART B/SUPPLIES	0.00	885.83	0.00	500.00	-385.83
10E000 2210 4110 00 004620	IDEA PART B SUPPLIES	0.00	350.00	0.00	0.00	-350.00
10E000 2210 4160 00 000000	DONATION SUPPLIES	0.00	20,733.24	0.00	20,000.00	-733.24
10E000 2220 1100 00 000000	ELEM LIBRARY SALARY	14,084.78	169,629.61	0.00	122,009.00	-47,620.61
10E000 2220 1120 00 000000	LIBRARY AIDE SALARY	1,680.28	20,650.28	0.00	19,915.00	-735.28
10E000 2220 1200 00 000000	LIBRARY SUBS	135.00	5,517.50	0.00	5,000.00	-517.50
10E000 2220 2110 00 000000	JH LIBRARY TRS	0.71	21,378.01	0.00	24,214.00	2,835.99
10E000 2220 2200 00 000000	JH LIBRARY THIS	0.00	36.84	0.00	4,302.00	4,265.16
10E000 2220 2210 00 000000	BD PD LIBRARY LIFE	268.68	2,265.88	0.00	1,825.00	-440.88
10E000 2220 2220 00 000000	LIBRARY BD PD HEALTH	1,680.00	17,776.92	0.00	13,334.00	-4,442.92
10E000 2220 3230 00 000000	AV REPAIR & MAINT	0.00	0.00	0.00	1,000.00	1,000.00
10E000 2220 3250 00 000000	ON LINE SUPPORT SERVICES	0.00	3,500.00	0.00	3,500.00	0.00
10E000 2220 4110 00 000000	AV PROJECTION BULBS	3,058.98	4,117.15	0.00	5,000.00	882.85
10E000 2220 4300 00 000000	STATE FLOW THRU LIB	793.42	1,638.65	0.00	1,808.00	169.35

Account Number	Account Level Description	June 2016-17 Monthly Activity	2016-17 FYTD Activity	Encumbered Amount	2016-17 Revised Budget	2016-17 FYTD Unencumbered Bal
10E000 2230 3100 00 004620	IDEA PART B PURC SERV	0.00	396.05	0.00	500.00	103.95
10E000 2230 4100 00 000000	ASSESSMENT & TESTING SUPPLIES	0.00	36,403.90	0.00	45,000.00	8,596.10
10E000 2300 2220 00 004300	TITLE I HEALTH	0.00	0.00	0.00	624.00	624.00
10E000 2310 1130 00 000000	BD OF ED TREASURER	291.52	3,500.00	0.00	3,500.00	0.00
10E000 2310 1140 00 000000	BD OF ED SECRETARY	0.00	0.00	0.00	4,000.00	4,000.00
10E000 2310 3100 00 000000	CONSULTANTS	0.00	22,556.00	0.00	0.00	-22,556.00
10E000 2310 3110 00 000000	FINANCIAL MNGMT SERVICE	0.00	9,000.00	0.00	9,000.00	0.00
10E000 2310 3170 00 000000	AUDIT SERVICES	0.00	23,300.00	0.00	25,000.00	1,700.00
10E000 2310 3180 00 000000	LEGAL SERVICES	0.00	0.00	0.00	2,500.00	2,500.00
10E000 2310 3320 00 000000	BD OF ED TRAVEL	12.89	13,868.02	0.00	13,000.00	-868.02
10E000 2310 3500 00 000000	ADVERTISING	747.74	5,225.83	0.00	6,500.00	1,274.17
10E000 2310 4100 00 000000	BOARD SUPPLIES	655.35	5,890.42	0.00	6,250.00	359.58
10E000 2310 6400 00 000000	BD DUES & FEES	0.00	8,529.00	0.00	10,900.00	2,371.00
10E000 2320 1100 00 000000	SUPT SALARY	18,374.78	155,727.38	0.00	179,155.00	23,427.62
10E000 2320 1110 00 000000	ASST SUPT SALARY	9,288.37	107,808.93	0.00	111,461.00	3,652.07
10E000 2320 1140 00 000000	SUPT SECRETARY SAL	4,119.86	49,952.38	0.00	48,256.00	-1,696.38
10E000 2320 2110 00 000000	TRS	3,508.04	37,755.67	0.00	35,833.00	-1,922.67
10E000 2320 2220 00 000000	BD PD HEALTH	2,100.00	24,660.00	0.00	24,011.00	-649.00
10E000 2320 3150 00 000000	CONSULTANTS	0.00	0.00	0.00	500.00	500.00
10E000 2320 3320 00 000000	SUPT TRAV & REL COST	936.15	3,719.67	0.00	3,000.00	-719.67
10E000 2320 3400 00 000000	SUPT POSTAGE	116.00	116.00	0.00	300.00	184.00
10E000 2320 3420 00 000000	DIST ADMIN TELEPHONE	380.69	4,970.25	0.00	5,000.00	29.75
10E000 2320 4100 00 000000	SUPT GEN SUPP	278.06	4,038.48	0.00	5,700.00	1,661.52
10E000 2320 6400 00 000000	SUPT DUES & FEES	0.00	2,109.20	0.00	2,000.00	-109.20
10E000 2320 7000 00 000000	EQUIPMENT	0.00	1,855.00	0.00	1,500.00	-355.00
10E000 2410 1140 00 000000	PRINCIPAL SECY SAL	27,727.40	339,957.98	0.00	337,858.00	-2,099.98
10E000 2410 1260 00 000000	SECRETARY SUB	658.51	13,900.61	0.00	15,000.00	1,099.39
10E000 2410 2210 00 000000	PRIN SEC LIFE INS	261.08	3,132.96	0.00	3,605.00	472.04
10E000 2410 2220 00 000000	BD PD MEDICAL	4,875.34	53,274.48	0.00	46,618.00	-6,656.48
10E000 2410 2230 00 000000	BD PD DENTAL	114.70	2,170.92	0.00	2,871.00	700.08
10E000 2410 3110 00 000000	EVALUATION SOFTWARE	10,331.80	10,331.80	0.00	9,840.00	-491.80
10E000 2410 3320 00 000000	PRINC TRAV & RC	2,263.88	9,562.96	0.00	10,000.00	437.04
10E000 2410 3420 00 000000	PRINCIPALS TELEP	2,397.48	28,675.23	0.00	30,000.00	1,324.77
10E000 2410 4100 00 000000	PRINCIPAL SUPPLIES	716.34	5,452.63	0.00	6,000.00	547.37
10E000 2410 6400 00 000000	PRINCIPALS DUES & FEE	62.10	3,541.10	0.00	4,000.00	458.90
10E000 2410 7000 00 000000	PRINCIPALS EQUIPMENT	0.00	2,606.99	0.00	7,000.00	4,393.01
10E000 2520 1100 00 000000	BUS SERVICES SALARY	21,762.54	254,234.00	0.00	261,154.00	6,920.00
10E000 2520 2110 00 000000	BUS SERVICES SALARY (TRAD)	974.99	11,761.19	0.00	11,376.00	-385.19
10E000 2520 2210 00 000000	ADMIN LIFE	0.00	6,906.00	0.00	7,616.00	710.00
10E000 2520 2220 00 000000	BD PD HEALTH	2,800.00	32,880.00	0.00	32,848.00	-32.00

Account Number	Account Level Description	June 2016-17 Monthly Activity	2016-17 FYTD Activity	Encumbered Amount	2016-17 Revised Budget	2016-17 FYTD Unencumbered Bal
10E000 2520 3230 00 000000	ACCT REPAIR & MAINT	0.00	34,778.52	0.00	23,000.00	-11,778.52
10E000 2520 3320 00 000000	ACCT TRAVEL & REL CO	287.80	2,629.82	0.00	2,500.00	-129.82
10E000 2520 3400 00 000000	POSTAGE	1,741.74	6,049.41	0.00	4,000.00	-2,049.41
10E000 2520 4100 00 000000	ACCT GEN SUPPLIES	303.70	15,947.62	0.00	14,541.00	-1,406.62
10E000 2520 5400 00 000000	ACCT C/O REPLAC	0.00	0.00	0.00	3,000.00	3,000.00
10E000 2520 7000 00 000000	EQUIPMENT	0.00	3,000.00	0.00	3,000.00	0.00
10E000 2560 1120 00 000000	LUNCHRM AIDE SALARY	3,213.14	61,337.94	0.00	61,117.00	-220.94
10E000 2560 1170 00 000000	CAFETERIA SALARY	2,400.35	41,480.20	0.00	48,511.00	7,030.80
10E000 2560 3230 00 000000	CAFE REPAIR & MAINT	383.35	8,664.63	0.00	7,000.00	-1,664.63
10E000 2560 4100 00 000000	CAFE SUPPLIES	0.00	288.29	0.00	0.00	-288.29
10E000 2560 4110 00 000000	CAFE FOOD	0.00	627,656.07	0.00	750,000.00	122,343.93
10E000 2560 4120 00 000000	CAFE OTHER	3.00	2,045.13	0.00	10,000.00	7,954.87
10E000 2560 5410 00 000000	CAFE CAP OUTLAY NEW	0.00	0.00	0.00	5,000.00	5,000.00
10E000 2560 5420 00 000000	CAFE CAP OUT/REPLAC	0.00	14,298.00	0.00	15,000.00	702.00
10E000 2560 7000 00 000000	FOOD SERVICE EQUIPMENT	0.00	5,338.97	0.00	5,000.00	-338.97
10E000 2900 4100 00 004300	TITLE I HOMELESS SUPPLIES	750.00	1,500.00	0.00	750.00	-750.00
10E000 3000 3320 00 001995	MEDIA CLUB TRAVEL	0.00	390.00	0.00	0.00	-390.00
10E000 3000 4100 06 001995	COMMUNITY SPONSORSHIP SUPPLIES	0.00	0.00	0.00	2,000.00	2,000.00
10E000 3000 5000 06 001995	COMMUNITY SPONSORSHIP CAP OUT	0.00	0.00	0.00	8,000.00	8,000.00
10E000 3000 7000 06 001995	COMMUNITY SPONSORSHIP EQUIP	0.00	0.00	0.00	2,000.00	2,000.00
10E000 ---- ---- -- -----		1,016,959.08	13,171,661.19	0.00	13,369,714.00	198,052.81
10E001 1130 1100 00 000000	HS TEACHER SALARY	163,941.54	1,963,033.47	0.00	1,965,495.00	2,461.53
10E001 1130 1110 00 000000	HS SPONSORSHIP	5,416.00	67,604.11	0.00	63,854.00	-3,750.11
10E001 1130 1200 00 000000	HS SUB	2,430.00	43,924.52	0.00	50,000.00	6,075.48
10E001 1130 1230 00 000000	STUDY HALL SUPV SAL	45.00	720.00	0.00	0.00	-720.00
10E001 1130 2110 00 000000	HS BD PD RETIRE	32.88	256,322.22	0.00	269,281.00	12,958.78
10E001 1130 2220 00 000000	HS BD PD HEALTH	25,200.00	293,384.84	0.00	281,075.00	-12,309.84
10E001 1130 2230 00 000000	HS BD PD DENTAL	132.42	1,589.04	0.00	1,608.00	18.96
10E001 1130 3230 00 000000	HS REPAIR & MAINT	0.00	4,571.55	0.00	13,000.00	8,428.45
10E001 1130 4100 00 000000	HS GEN SUPP	10,835.24	66,296.94	0.00	65,852.00	-444.94
10E001 1130 4110 09 000000	HS ART SUPPLIES	0.00	3,731.98	0.00	3,758.00	26.02
10E001 1130 4120 00 000000	PE SUPPLIES	0.00	3,399.52	0.00	3,400.00	0.48
10E001 1130 4200 00 000000	HS TEXTBOOK MAINT	301.78	26,707.74	0.00	35,000.00	8,292.26
10E001 1130 7000 00 000000	HS EQUIPMENT	0.00	4,397.96	0.00	0.00	-4,397.96
10E001 1400 4100 00 003215	CTE SUPPLIES	1,094.09	18,405.10	0.00	14,069.00	-4,336.10
10E001 1400 4140 00 003215	CTE CURR/SUPPL MATERIAL	0.00	0.00	0.00	1,000.00	1,000.00
10E001 1400 7000 00 003215	CTE EQUIPMENT	0.00	0.00	0.00	2,000.00	2,000.00
10E001 1410 1100 00 000000	F/C STUDIES TEACHER SAL	7,740.00	92,309.80	0.00	92,880.00	570.20
10E001 1410 2110 00 000000	F/C STUDIES BD PD RETIRE	0.00	11,676.42	0.00	11,452.00	-224.42

Account Number	Account Level Description	June 2016-17 Monthly Activity	2016-17 FYTD Activity	Encumbered Amount	2016-17 Revised Budget	2016-17 FYTD Unencumbered Bal
10E001 1410 2210 00 000000	F/C STUDIES LIFE INSURANCE	50.00	600.00	0.00	0.00	-600.00
10E001 1410 2220 00 000000	F/C STUDIES BD PD HEALTH	700.00	8,220.00	0.00	8,212.00	-8.00
10E001 1420 1100 08 000000	AG TEACHER SALARY	4,763.60	56,661.20	0.00	57,163.00	501.80
10E001 1420 2110 08 000000	AG BD PD RETIRE	0.00	7,186.14	0.00	7,048.00	-138.14
10E001 1420 2220 08 000000	AG TEACHER HEALTH	700.00	8,220.00	0.00	8,212.00	-8.00
10E001 1420 3320 08 000000	AG TRAVEL	0.00	0.00	0.00	100.00	100.00
10E001 1420 4110 08 000000	AGR GRANT INTR SUPPLIES	42.89	2,126.58	0.00	2,189.00	62.42
10E001 1440 1100 00 000000	BUSINESS ED SALARY	5,961.92	71,209.00	0.00	71,543.00	334.00
10E001 1440 2110 00 000000	BUSINESS ED TRS	0.00	8,994.06	0.00	8,821.00	-173.06
10E001 1440 2220 00 000000	BUS ED BD PD HEALTH	700.00	8,220.00	0.00	8,212.00	-8.00
10E001 1450 1100 00 000000	IND ARTS SALARY	8,103.28	96,703.40	0.00	97,239.00	535.60
10E001 1450 2110 00 000000	IND ARTS BD TRS	0.00	12,224.16	0.00	11,990.00	-234.16
10E001 1450 2220 00 000000	IND ARTS HEALTH	1,400.00	16,440.00	0.00	16,424.00	-16.00
10E001 1501 1100 04 000000	MUSIC SALARIES	28,705.42	347,659.58	0.00	338,465.00	-9,194.58
10E001 1501 2110 04 000000	MUSIC BD PD RETIRE	-25.97	43,589.65	0.00	41,733.00	-1,856.65
10E001 1501 2220 04 000000	MUSIC BD PD HEALTH	4,338.70	49,242.78	0.00	44,697.00	-4,545.78
10E001 1501 3140 04 000000	CONTRACTUAL SERV	0.00	9,500.00	0.00	9,500.00	0.00
10E001 1501 3230 04 000000	MUSIC REPAIR & MAINT	0.00	3,681.35	0.00	1,900.00	-1,781.35
10E001 1501 3240 04 000000	PIANO TUNING	0.00	255.00	0.00	1,050.00	795.00
10E001 1501 4100 04 000000	CHORAL UNIF	0.00	748.20	0.00	1,260.00	511.80
10E001 1501 4110 04 000000	HS BAND SUPPLY	239.77	3,003.42	0.00	3,000.00	-3.42
10E001 1501 4120 04 000000	HS CHORAL SUPPLY	932.60	1,682.78	0.00	2,070.00	387.22
10E001 1501 4160 04 000000	MARCHING BAND SUPP	32.70	1,750.98	0.00	4,000.00	2,249.02
10E001 1501 5400 04 000000	BAND 5-12 CAP OUT	0.00	7,645.00	0.00	7,350.00	-295.00
10E001 1501 6400 04 000000	MUSIC DUES & FEES	0.00	3,586.01	0.00	3,600.00	13.99
10E001 1510 1230 02 000000	HS COACHING SALARY	11,294.69	205,591.36	0.00	213,382.00	7,790.64
10E001 1510 2110 02 000000	HS COACH BD PD RETIRE	0.00	15,039.22	0.00	16,263.00	1,223.78
10E001 1510 2220 02 000000	HS COACH HEALTH	0.00	201.13	0.00	1,245.00	1,043.87
10E001 1510 3190 02 000000	HS OFFICIALS	0.00	22,000.00	0.00	22,000.00	0.00
10E001 1510 3320 02 000000	COACHING TRAVEL & RC	0.00	870.42	0.00	1,250.00	379.58
10E001 1510 4100 02 000000	HS ATH GEN SUPP	154.00	12,089.04	0.00	12,125.00	35.96
10E001 1510 4110 02 000000	HS CHEERLEADING SUP	0.00	100.00	0.00	400.00	300.00
10E001 1520 4100 02 000000	HS FOOTBALL GEN SUP	0.00	-483.44	0.00	2,000.00	2,483.44
10E001 1520 4110 02 000000	HS BASKETBALL GEN S	0.00	987.88	0.00	1,000.00	12.12
10E001 1520 4120 02 000000	HS WRESTLING GEN SU	0.00	1,550.00	0.00	1,500.00	-50.00
10E001 1520 4130 02 000000	HS TRACK GEN SUPP	0.00	1,115.00	0.00	1,500.00	385.00
10E001 1520 4140 02 000000	HS BOYS X CTRY GEN SU	0.00	997.50	0.00	1,000.00	2.50
10E001 1520 4150 02 000000	HS GIRLS X CTRY GEN SUPPLIES	0.00	887.50	0.00	1,000.00	112.50
10E001 1520 4160 02 000000	HS BASEBALL GEN SUP	0.00	4,134.22	0.00	1,750.00	-2,384.22
10E001 1520 4170 02 000000	HS BOYS GOLF GEN SUPP	0.00	1,565.00	0.00	750.00	-815.00

Account Number	Account Level Description	June 2016-17 Monthly Activity	2016-17 FYTD Activity	Encumbered Amount	2016-17 Revised Budget	2016-17 FYTD Unencumbered Bal
10E001 1520 4180 02 000000	HS BOYS SOCCER GEN	0.00	200.00	0.00	1,000.00	800.00
10E001 1520 4190 02 000000	HS GIRLS GOLF SUPPLIES	0.00	815.00	0.00	750.00	-65.00
10E001 1530 4100 02 000000	HS GIRLS VOLLB GEN S	0.00	1,055.00	0.00	1,000.00	-55.00
10E001 1530 4110 02 000000	HS GIRLS BASKETB GEN	0.00	1,000.00	0.00	1,000.00	0.00
10E001 1530 4120 02 000000	HS GIRLS SOFTBALL GE	0.00	1,317.07	0.00	1,500.00	182.93
10E001 1530 4130 02 000000	HS GIRLS TRACK GEN S	0.00	1,460.00	0.00	1,500.00	40.00
10E001 1530 4140 02 000000	HS GIRLS SOCCER GEN	0.00	300.00	0.00	1,000.00	700.00
10E001 1530 4150 02 000000	HS DANCE TEAM	0.00	400.00	0.00	400.00	0.00
10E001 1530 4180 02 000000	CHESS CLUB	0.00	170.00	0.00	100.00	-70.00
10E001 1530 4190 02 000000	SCHOLASTIC BOWL	0.00	345.00	0.00	350.00	5.00
10E001 1560 3190 02 000000	INTRAMURAL OFFICIALS	0.00	900.00	0.00	1,200.00	300.00
10E001 1590 6400 02 000000	DUES AND FEES	0.00	2,311.00	0.00	2,200.00	-111.00
10E001 1600 1100 00 000000	SUMMER SCHOOL HS	0.00	11,865.00	0.00	18,042.00	6,177.00
10E001 1600 2110 00 000000	HS SUMMER SCHOOL HS TRS	0.00	770.72	0.00	800.00	29.28
10E001 1600 4100 00 000000	SUMMER SCH SUPP	0.00	1,673.00	0.00	4,000.00	2,327.00
10E001 1700 1100 00 000000	DR ED CLASSROOM SALARY	0.00	0.00	0.00	12,000.00	12,000.00
10E001 1700 1110 00 000000	DR ED BTW SALARY	4,680.00	34,732.50	0.00	36,000.00	1,267.50
10E001 1700 2110 00 000000	DR ED TRS	512.95	3,935.75	0.00	5,918.00	1,982.25
10E001 1700 2210 00 000000	DR ED LIFE INSURANCE	0.00	0.00	0.00	73.00	73.00
10E001 1700 3230 00 000000	DR ED EQUIP REP & MAI	0.00	0.00	0.00	500.00	500.00
10E001 1700 4100 00 000000	DR ED CLASSROOM SUP	0.00	0.00	0.00	50.00	50.00
10E001 1900 8000 00 000000	ALTERNATIVE ED TUIT	0.00	23,700.00	0.00	40,000.00	16,300.00
10E001 1912 8000 10 000000	SPEC ED TUIT	68,146.49	626,163.30	0.00	750,000.00	123,836.70
10E001 1917 8000 07 000000	CH/FD VO-ED CO-OP	0.00	7,828.46	0.00	3,200.00	-4,628.46
10E001 2120 1100 00 000000	GUIDANCE SALARY	12,825.56	153,131.98	0.00	153,893.00	761.02
10E001 2120 1140 00 000000	GUIDANCE ASSISTANT	6,148.74	82,628.49	0.00	80,751.00	-1,877.49
10E001 2120 2110 00 000000	GUID BD PD RETIRE	0.00	19,348.20	0.00	18,975.00	-373.20
10E001 2120 2210 00 000000	GUIDANCE LIFE INSURANCE	61.50	738.00	0.00	0.00	-738.00
10E001 2120 2220 00 000000	GUID BD PD HEALTH	1,400.00	16,440.00	0.00	16,698.00	258.00
10E001 2120 2230 00 000000	GUIDANCE DENTAL INSURANCE	132.42	1,589.04	0.00	0.00	-1,589.04
10E001 2120 4100 00 000000	GUIDANCE TESTING SU	0.00	0.00	0.00	2,000.00	2,000.00
10E001 2220 1100 00 000000	HS LIBRARY SALARY	4,078.24	48,645.87	0.00	48,939.00	293.13
10E001 2220 2110 00 000000	HS LIBRARY TRS	0.00	6,152.40	0.00	6,034.00	-118.40
10E001 2220 2220 00 000000	HS LIBRARY HEALTH	700.00	8,220.00	0.00	8,212.00	-8.00
10E001 2220 4100 00 000000	HS LIBR GEN SUPP	0.00	10,930.71	0.00	10,932.00	1.29
10E001 2410 1100 00 000000	HS PRINCIPALS SALARIES	9,541.52	97,325.00	0.00	114,500.00	17,175.00
10E001 2410 1110 00 000000	ASST HS PRINCIPAL SAL	15,247.76	155,528.00	0.00	182,974.00	27,446.00
10E001 2410 2110 00 000000	HS PRINCIPAL TRS	3,143.59	37,920.63	0.00	36,679.00	-1,241.63
10E001 2410 2220 00 000000	HS PRINCIPAL HEALTH	3,500.00	41,100.00	0.00	41,060.00	-40.00
10E001 2410 3400 00 000000	HS PRINC POSTAGE	159.39	3,204.46	0.00	8,500.00	5,295.54

Account Number	Account Level Description	June 2016-17 Monthly Activity	2016-17 FYTD Activity	Encumbered Amount	2016-17 Revised Budget	2016-17 FYTD Unencumbered Bal
10E001 2410 3400 02 000000	HS ATH/CURR POSTAGE	0.00	13.02	0.00	300.00	286.98
10E001 ---- ---- -- -----		415,540.71	5,297,726.93	0.00	5,519,697.00	221,970.07
10E002 1120 1100 00 000000	JH TEACHER SALARY	144,792.98	1,727,017.72	0.00	1,723,379.00	-3,638.72
10E002 1120 1110 00 000000	JH SPONSORSHIP	1,826.76	21,538.79	0.00	21,733.00	194.21
10E002 1120 1200 00 000000	JH SUB TEACHERS	1,125.00	21,975.00	0.00	20,000.00	-1,975.00
10E002 1120 1230 00 000000	JH STUDY HALL SUPV	90.00	2,850.00	0.00	5,000.00	2,150.00
10E002 1120 2110 00 000000	JH TEACHER TRS	34.56	221,671.14	0.00	184,809.00	-36,862.14
10E002 1120 2200 00 000000	JH THIS	0.00	0.00	0.00	38.00	38.00
10E002 1120 2210 00 000000	JH BD PD LIFE INS	39.50	474.00	0.00	741.00	267.00
10E002 1120 2220 00 000000	JH BD PD HEALTH	21,874.78	254,583.83	0.00	230,639.00	-23,944.83
10E002 1120 3230 00 000000	JH REPAIR & MAINT	8.98	6,223.98	0.00	7,400.00	1,176.02
10E002 1120 3320 00 000000	JH TEA TRAV & REL CO	0.00	0.00	0.00	200.00	200.00
10E002 1120 4100 00 000000	JH GEN SUPP	2,688.28	47,117.57	0.00	34,453.00	-12,664.57
10E002 1120 4100 09 000000	JH ART SUPPLIES	0.00	4,061.36	0.00	3,308.00	-753.36
10E002 1120 4120 00 000000	JH PE SUPPLIES	0.00	1,000.00	0.00	1,000.00	0.00
10E002 1120 4200 00 000000	JH TEXTBOOK MAINT	180.00	4,239.98	0.00	20,000.00	15,760.02
10E002 1120 7000 00 000000	JRH EQUIPMENT	4,347.29	4,857.17	0.00	0.00	-4,857.17
10E002 1501 2110 04 000000	JH MUSIC TRS	0.00	0.00	0.00	79.00	79.00
10E002 1501 4100 04 000000	JH MUSIC CHORAL SUPP	1,426.74	2,305.67	0.00	1,110.00	-1,195.67
10E002 1501 4110 04 000000	JH BAND SUPP	0.00	392.30	0.00	500.00	107.70
10E002 1540 1230 02 000000	JH COACHING SALARY	4,363.74	80,386.52	0.00	85,181.00	4,794.48
10E002 1540 2110 02 000000	JH COACH BD PD RETIRE	0.00	6,295.97	0.00	10,503.00	4,207.03
10E002 1540 2220 02 000000	JH COACH HEALTH	61.98	705.89	0.00	593.00	-112.89
10E002 1540 3190 02 000000	JH OFFICIALS	0.00	5,554.00	0.00	6,000.00	446.00
10E002 1540 4100 02 000000	JH ATH GEN SUPP	0.00	5,730.00	0.00	5,730.00	0.00
10E002 1540 4110 02 000000	JR HIGH CHEERLEADING	0.00	0.00	0.00	200.00	200.00
10E002 1600 1100 00 000000	SUMMER SCHOOL JH	0.00	2,790.00	0.00	3,000.00	210.00
10E002 1600 2110 00 000000	SUMMER SCHOOL JH TRS	0.00	363.34	0.00	370.00	6.66
10E002 2220 1100 00 000000	JH LIBRARY SALARY	4,506.82	53,779.61	0.00	55,317.00	1,537.39
10E002 2220 2110 00 000000	JH LIBRARY TRS	0.00	6,798.78	0.00	5,792.00	-1,006.78
10E002 2220 2210 00 000000	JH LIBRARY LIFE INSURANCE	52.00	624.00	0.00	489.00	-135.00
10E002 2220 2220 00 000000	JH LIBRARY HEALTH	0.00	0.00	0.00	1,337.00	1,337.00
10E002 2220 4100 00 000000	JH LIBR GEN SUPP	3,097.43	7,526.75	0.00	7,613.00	86.25
10E002 2410 1100 00 000000	JH PRINCIPALS SALARIES	13,864.52	141,419.00	0.00	166,376.00	24,957.00
10E002 2410 2110 00 000000	JH PRINCIPAL TRS	1,758.20	21,209.24	0.00	20,514.00	-695.24
10E002 2410 2220 00 000000	JH PRINCIPAL HEALTH	1,400.00	16,440.00	0.00	16,424.00	-16.00
10E002 2410 3400 00 000000	JH PRINC POSTAGE	225.45	1,172.35	0.00	5,000.00	3,827.65
10E002 ---- ---- -- -----		207,765.01	2,671,103.96	0.00	2,644,828.00	-26,275.96

Account Number	Account Level Description	June 2016-17 Monthly Activity	2016-17 FYTD Activity	Encumbered Amount	2016-17 Revised Budget	2016-17 FYTD Unencumbered Bal
10E003 1110 3230 00 000000	REPAIR & MAINT/LT	0.00	3,201.36	0.00	3,000.00	-201.36
10E003 1110 3230 06 000000	DATA PROC/LT	0.00	18.00	0.00	0.00	-18.00
10E003 1110 4100 00 000000	LT GEN SUPP	516.74	37,464.29	0.00	26,779.00	-10,685.29
10E003 1110 4100 09 000000	ELEM ART SUPP/LT	34.09	3,076.55	0.00	3,128.00	51.45
10E003 1110 4120 00 000000	ELEM PE/LT	348.66	611.31	0.00	700.00	88.69
10E003 1110 4200 00 000000	LT TEXTBOOK MAINT	17,142.31	28,368.83	0.00	30,000.00	1,631.17
10E003 1250 1120 00 004300	TITLE I AIDE SALARIES - LT	1,107.56	7,864.14	0.00	0.00	-7,864.14
10E003 1250 2210 00 004300	TITLE I LIFE INSURANCE	0.00	212.28	0.00	0.00	-212.28
10E003 1501 4100 04 000000	ELEM MUSIC GEN/LT	76.49	578.15	0.00	630.00	51.85
10E003 2220 4100 00 000000	LT LIBR GEN SUPP	0.00	7,715.55	0.00	7,703.00	-12.55
10E003 2410 1100 00 000000	LT PRINCIPAL SALARY	15,042.42	153,436.00	0.00	180,513.00	27,077.00
10E003 2410 2110 00 000000	LT PRINCIPAL TRS	1,907.57	23,011.23	0.00	22,257.00	-754.23
10E003 2410 2220 00 000000	LT PRINCIPAL HEALTH	1,400.00	16,440.00	0.00	16,424.00	-16.00
10E003 2410 3400 00 000000	LT PRINC POSTAGE	155.28	678.64	0.00	700.00	21.36
10E003 ---- ---- -- -----		37,731.12	282,676.33	0.00	291,834.00	9,157.67
10E004 1110 3230 00 000000	REPAIR & MAINT/SANG	0.00	1,368.80	0.00	2,000.00	631.20
10E004 1110 4100 00 000000	SANG GEN SUPP	2,771.22	36,417.68	0.00	18,309.00	-18,108.68
10E004 1110 4100 09 000000	ELEM ART SUPP/SANG	417.68	2,223.53	0.00	2,237.00	13.47
10E004 1110 4120 00 000000	ELEM PE/SANG	0.00	150.00	0.00	250.00	100.00
10E004 1110 4200 00 000000	SANG TEXTBOOK MAINT	0.00	16,070.82	0.00	27,000.00	10,929.18
10E004 1250 1100 00 004300	TITLE I SAL/SANG	6,981.20	76,440.20	0.00	71,792.00	-4,648.20
10E004 1250 1120 00 004300	TITLE I AIDE SALARIES - SANG	0.00	1,461.96	0.00	0.00	-1,461.96
10E004 1250 2110 00 004300	TITLE I SANGAMON TRS	0.00	9,025.20	0.00	8,852.00	-173.20
10E004 1250 2220 00 004300	TITLE I SANGAMON HEALTH	700.00	8,220.00	0.00	8,212.00	-8.00
10E004 1501 4100 04 000000	ELEM MUSIC GEN SANG	627.17	627.17	0.00	630.00	2.83
10E004 2220 4100 00 000000	SANG LIBR GEN SUPP	0.00	5,077.48	0.00	4,788.00	-289.48
10E004 2410 1100 00 000000	SANGAMON PRINC SAL	9,711.72	106,232.36	0.00	123,713.00	17,480.64
10E004 2410 2110 00 000000	SANGAMON PRINCIPAL TRS	1,231.57	15,794.34	0.00	15,254.00	-540.34
10E004 2410 2220 00 000000	SANGAMON PRINCIPAL HEALTH	700.00	8,220.00	0.00	8,212.00	-8.00
10E004 2410 3400 00 000000	SANG PRINC POSTAGE	118.76	359.64	0.00	500.00	140.36
10E004 ---- ---- -- -----		23,259.32	287,689.18	0.00	291,749.00	4,059.82
10E005 1110 3230 00 000000	REPAIR & MAINT/MT	0.00	825.34	0.00	1,000.00	174.66
10E005 1110 3320 00 000000	MT TEA TRAV & REL CO	0.00	0.00	0.00	300.00	300.00
10E005 1110 4100 00 000000	MT GEN SUPP	2,291.48	19,039.83	0.00	12,950.00	-6,089.83
10E005 1110 4100 09 000000	ELEM ART SUPP/MT	858.95	858.95	0.00	1,069.00	210.05
10E005 1110 4100 11 000000	FULL-DAY KND START-UP SUPPLIES	6,864.53	8,653.53	0.00	10,000.00	1,346.47
10E005 1110 4200 00 000000	MT TEXTBOOK MAINT	2,011.35	2,011.35	0.00	10,000.00	7,988.65
10E005 1501 4100 04 000000	ELEM MUSIC GEN/MT	59.94	495.34	0.00	500.00	4.66

Account Number	Account Level Description	June 2016-17 Monthly Activity	2016-17 FYTD Activity	Encumbered Amount	2016-17 Revised Budget	2016-17 FYTD Unencumbered Bal
10E005 2220 4100 00 000000	MT LIBR GEN SUPP	304.95	2,268.09	0.00	2,971.00	702.91
10E005 2410 1100 00 000000	MT PRINCIPAL SALARY	7,453.64	76,028.00	0.00	89,445.00	13,417.00
10E005 2410 2110 00 000000	MT PRINCIPAL TRS	945.22	11,402.18	0.00	11,029.00	-373.18
10E005 2410 2220 00 000000	MT PRINCIPAL HEALTH	700.00	8,220.00	0.00	8,212.00	-8.00
10E005 2410 3400 00 000000	MT PRINC POSTAGE	12.42	399.16	0.00	700.00	300.84
10E005 2410 4100 00 000000	MT OFFICE SUPPLIES	0.00	0.00	0.00	750.00	750.00
10E005 ---- ---- -- -----		21,502.48	130,201.77	0.00	148,926.00	18,724.23
10E007 3200 4900 00 000000	CAIR EQUIPMENT	0.00	0.00	0.00	3,000.00	3,000.00
10E007 3200 5400 00 000000	CAIR CAPITAL OUTLAY	0.00	0.00	0.00	3,000.00	3,000.00
10E007 3200 7000 00 000000	CAIR EQUIPMENT	0.00	0.00	0.00	1,500.00	1,500.00
10E007 ---- ---- -- -----		0.00	0.00	0.00	7,500.00	7,500.00
1----- ---- ---- -- -----		1,722,757.72	21,841,059.36	0.00	22,274,248.00	433,188.64

Account Number	Account Level Description	June 2016-17 Monthly Activity	2016-17 FYTD Activity	Encumbered Amount	2016-17 Revised Budget	2016-17 FYTD Unencumbered Bal
20E000 2540 1160 00 000000	FAC-MAINT SALARY	4,957.38	44,960.21	0.00	59,489.00	14,528.79
20E000 2540 1180 00 000000	CUSTODIAN SALARY	44,794.05	549,286.37	0.00	546,463.00	-2,823.37
20E000 2540 1200 00 000000	MOWING CREWS	3,440.00	40,327.00	0.00	52,000.00	11,673.00
20E000 2540 1210 00 000000	SUBSTITUTE CUSTODAN	1,588.46	29,141.65	0.00	28,000.00	-1,141.65
20E000 2540 2210 00 000000	BD PD LIFE	0.00	367.00	0.00	1,117.00	750.00
20E000 2540 2220 00 000000	BD PD MEDICAL	10,615.64	124,687.68	0.00	132,520.00	7,832.32
20E000 2540 3210 00 000000	SANITATION SERV	1,750.00	21,000.00	0.00	25,000.00	4,000.00
20E000 2540 3220 00 000000	BLDG REPAIR & MAINT	538.52	6,249.86	0.00	20,000.00	13,750.14
20E000 2540 3230 00 000000	HVAC REP & MAINT	3,105.07	85,529.05	0.00	60,000.00	-25,529.05
20E000 2540 3240 00 000000	GROUNDS PURC SERVICES	6,002.20	58,265.20	0.00	35,000.00	-23,265.20
20E000 2540 3320 00 000000	TRAVEL & REL COSTS	0.00	0.00	0.00	1,000.00	1,000.00
20E000 2540 3400 00 000000	TELEPHONE	100.63	1,301.11	0.00	2,045.00	743.89
20E000 2540 3700 00 000000	WAREHOUSE WATER	5.00	86.63	0.00	200.00	113.37
20E000 2540 4100 00 000000	SUPPLIES	-14.42	11,768.81	0.00	20,000.00	8,231.19
20E000 2540 4650 00 000000	WAREHOUSE GAS	103.05	1,497.92	0.00	2,000.00	502.08
20E000 2540 4660 00 000000	WAREHOUSE ELECTRIC	178.28	2,021.03	0.00	3,000.00	978.97
20E000 2540 4900 00 000000	GROUNDS SUPPLIES	696.00	5,224.49	0.00	15,000.00	9,775.51
20E000 2540 5410 00 000000	CAP OUT/NEW EQUIP	0.00	0.00	0.00	10,000.00	10,000.00
20E000 2540 5420 00 000000	CAP OUT/REPLCMT	0.00	17,527.60	0.00	16,000.00	-1,527.60
20E000 2540 7000 00 000000	EQUIPMENT	0.00	8,294.00	0.00	10,000.00	1,706.00
20E000 ---- ---- -- -----		77,859.86	1,007,535.61	0.00	1,038,834.00	31,298.39
20E001 2540 3230 00 000000	HS BLD REPAIR & MAINTENANCE	447.00	22,944.80	0.00	30,000.00	7,055.20
20E001 2540 3700 00 000000	HS WATER	526.02	5,891.73	0.00	8,000.00	2,108.27
20E001 2540 4100 00 000000	HS O/M SUPPLIES	1,942.88	42,698.90	0.00	40,000.00	-2,698.90
20E001 2540 4650 00 000000	HS GAS	3,456.93	48,577.27	0.00	60,000.00	11,422.73
20E001 2540 4660 00 000000	HS ELECTRIC	17,018.08	186,898.16	0.00	175,000.00	-11,898.16
20E001 ---- ---- -- -----		23,390.91	307,010.86	0.00	313,000.00	5,989.14
20E002 2540 3230 00 000000	JH BLD REPAIR & MAINTENANCE	0.00	5,552.25	0.00	15,000.00	9,447.75
20E002 2540 3700 00 000000	JRH WATER	465.17	8,040.09	0.00	6,000.00	-2,040.09
20E002 2540 4100 00 000000	JRH O/M SUPPLIES	926.40	22,322.44	0.00	25,000.00	2,677.56
20E002 2540 4650 00 000000	JRH GAS	536.39	16,020.35	0.00	20,000.00	3,979.65
20E002 2540 4660 00 000000	JRH ELECTRIC	3,726.56	46,833.31	0.00	40,000.00	-6,833.31
20E002 ---- ---- -- -----		5,654.52	98,768.44	0.00	106,000.00	7,231.56
20E003 2540 3230 00 000000	LT BLD REPAIR & MAINTENANCE	125.00	6,592.40	0.00	15,000.00	8,407.60
20E003 2540 3700 00 000000	LT WATER	488.64	4,384.98	0.00	5,000.00	615.02
20E003 2540 4100 00 000000	LT O/M SUPPLIES	900.58	24,340.87	0.00	24,000.00	-340.87
20E003 2540 4650 00 000000	LT GAS	682.04	12,614.90	0.00	11,000.00	-1,614.90

Account Number	Account Level Description	June 2016-17 Monthly Activity	2016-17 FYTD Activity	Encumbered Amount	2016-17 Revised Budget	2016-17 FYTD Unencumbered Bal
20E003 2540 4660 00 000000	LT ELECTRIC	2,989.01	53,343.49	0.00	55,000.00	1,656.51
20E003 ---- ---- -- -----		5,185.27	101,276.64	0.00	110,000.00	8,723.36
20E004 2540 3230 00 000000	SANG BLD REPAIR & MAINTENANCE	411.00	2,919.18	0.00	10,000.00	7,080.82
20E004 2540 3700 00 000000	SANGAMON WATER	339.70	3,071.45	0.00	3,200.00	128.55
20E004 2540 4100 00 000000	SANG O/M SUPPLIES	579.00	14,912.99	0.00	15,000.00	87.01
20E004 2540 4650 00 000000	SANGAMON GAS	339.76	14,881.32	0.00	20,000.00	5,118.68
20E004 2540 4660 00 000000	SANGAMON ELECTRIC	1,406.98	23,273.40	0.00	20,000.00	-3,273.40
20E004 ---- ---- -- -----		3,076.44	59,058.34	0.00	68,200.00	9,141.66
20E005 2540 3230 00 000000	MT BLD REPAIR & MAINTENANCE	105.00	7,105.22	0.00	8,000.00	894.78
20E005 2540 3700 00 000000	MT WATER	151.88	1,408.57	0.00	2,000.00	591.43
20E005 2540 4100 00 000000	MT O/M SUPPLIES	580.76	12,795.31	0.00	10,000.00	-2,795.31
20E005 2540 4650 00 000000	MT GAS	275.38	3,598.33	0.00	10,000.00	6,401.67
20E005 2540 4660 00 000000	MT ELECTRIC	5,279.21	67,057.15	0.00	55,000.00	-12,057.15
20E005 ---- ---- -- -----		6,392.23	91,964.58	0.00	85,000.00	-6,964.58
20E006 2540 1170 00 000000	FIELD HOUSE SALARY	0.00	1,471.00	0.00	2,000.00	529.00
20E006 2540 3230 00 000000	FIELD HOUSE SERVICES	0.00	0.00	0.00	1,000.00	1,000.00
20E006 ---- ---- -- -----		0.00	1,471.00	0.00	3,000.00	1,529.00
20E007 2540 4650 00 000000	CAIR GAS	122.69	1,916.60	0.00	3,000.00	1,083.40
20E007 2540 4660 00 000000	CAIR ELECTRIC	464.13	7,259.16	0.00	7,500.00	240.84
20E007 ---- ---- -- -----		586.82	9,175.76	0.00	10,500.00	1,324.24
2----- ---- ---- -- -----		122,146.05	1,676,261.23	0.00	1,734,534.00	58,272.77

Account Number	Account Level Description	June 2016-17 Monthly Activity	2016-17 FYTD Activity	Encumbered Amount	2016-17 Revised Budget	2016-17 FYTD Unencumbered Bal
30E000 5270 6200 00 000000	BOND INTEREST	0.00	1,502,749.06	0.00	1,521,510.00	18,760.94
30E000 5270 6270 00 000000	UTILITY TRACTOR INTEREST	0.00	45.73	0.00	46.00	0.27
30E000 5300 6900 00 000000	MISC SERVICE CHG	7,272.86	85,739.77	0.00	125,000.00	39,260.23
30E000 5370 6100 00 000000	BOND PRINC	0.00	3,505,000.00	0.00	3,505,000.00	0.00
30E000 5370 6170 00 000000	UTILITY TRACTOR PRINCIPAL	0.00	4,727.70	0.00	4,728.00	0.30
30E000 5370 6180 00 000000	DELL SERVER PRINCIPAL	0.00	24,963.11	0.00	24,963.00	-0.11
30E000 8140 7000 00 000000	PERM TRANS B&I	4,749.44	4,749.44	0.00	2,500.00	-2,249.44
30E000 ---- ---- -- -----		12,022.30	5,127,974.81	0.00	5,183,747.00	55,772.19
3----- ---- ---- -- -----		12,022.30	5,127,974.81	0.00	5,183,747.00	55,772.19

Account Number	Account Level Description	June 2016-17 Monthly Activity	2016-17 FYTD Activity	Encumbered Amount	2016-17 Revised Budget	2016-17 FYTD Unencumbered Bal
40E000 2550 1280 00 000000	BUS MONITOR	3,418.67	60,305.57	0.00	45,000.00	-15,305.57
40E000 2550 1410 00 000000	TRANS DIRECTOR	4,466.76	37,521.00	0.00	53,602.00	16,081.00
40E000 2550 1420 00 000000	TRANS OFFICE	3,052.44	37,800.95	0.00	35,000.00	-2,800.95
40E000 2550 1440 00 000000	REG DRIVERS SALARY	18,966.54	289,152.52	0.00	297,113.00	7,960.48
40E000 2550 1450 00 000000	SP ED DRIVERS SALARY	9,272.19	148,480.56	0.00	140,944.00	-7,536.56
40E000 2550 1460 00 000000	DRIVERS EXTRA TRIP	4,004.08	43,034.69	0.00	46,294.00	3,259.31
40E000 2550 1470 00 000000	SIT TIME	2,489.61	32,133.75	0.00	29,960.00	-2,173.75
40E000 2550 1480 00 000000	DRIVERS EXTRA TRIP SIT TIME	0.00	109.58	0.00	0.00	-109.58
40E000 2550 2120 00 000000	IMRF	7,836.72	7,836.72	0.00	7,997.00	160.28
40E000 2550 2210 00 000000	BD PD LIFE INS	50.40	908.60	0.00	633.00	-275.60
40E000 2550 2220 00 000000	BD PD MED/CANCER	700.00	8,220.00	0.00	8,212.00	-8.00
40E000 2550 3140 00 000000	PURCH SERV	331.54	11,655.27	0.00	15,000.00	3,344.73
40E000 2550 3230 00 000000	REPAIR & MAINT	5,647.05	59,508.86	0.00	50,000.00	-9,508.86
40E000 2550 3250 00 000000	BUS LEASE PAYMENTS	0.00	257,754.70	0.00	257,755.00	0.30
40E000 2550 3310 00 000000	SPEC ED TRANSPORT	0.00	2,621.25	0.00	5,000.00	2,378.75
40E000 2550 3320 00 000000	TRAVEL & REL COSTS	0.00	198.46	0.00	500.00	301.54
40E000 2550 3420 00 000000	TELEPHONE	386.60	4,611.25	0.00	5,000.00	388.75
40E000 2550 3430 00 000000	RADIO COMMUNICATION	0.00	11,976.56	0.00	0.00	-11,976.56
40E000 2550 4100 00 000000	GEN OFFICE SUPPLIES	142.06	1,581.60	0.00	5,000.00	3,418.40
40E000 2550 4120 00 000000	SHOP SUPPLIES	156.76	3,952.41	0.00	4,500.00	547.59
40E000 2550 4130 00 000000	BUS SUPPLIES	712.05	26,387.27	0.00	30,000.00	3,612.73
40E000 2550 4140 00 000000	DDISTRICT SUPPLIES	12.52	8,366.71	0.00	6,000.00	-2,366.71
40E000 2550 4630 00 000000	OTHER GAS & OIL	883.09	14,566.99	0.00	15,000.00	433.01
40E000 2550 4640 00 000000	BUS GASOLINE	7,124.79	85,053.10	0.00	115,000.00	29,946.90
40E000 2550 4650 00 000000	GAS UTILITIES	216.84	3,556.20	0.00	5,000.00	1,443.80
40E000 2550 4660 00 000000	ELECTRICITY	285.23	7,455.89	0.00	7,000.00	-455.89
40E000 2550 4690 00 000000	WATER	31.59	384.22	0.00	500.00	115.78
40E000 2550 5300 00 000000	TRANS IMPROV SITE	0.00	0.00	0.00	3,000.00	3,000.00
40E000 2550 5410 00 000000	CAPITAL OUTLAY/NEW	0.00	0.00	0.00	10,000.00	10,000.00
40E000 2550 5420 00 000000	CAP OUTLAY/REPLACMT	0.00	0.00	0.00	10,000.00	10,000.00
40E000 2550 7000 00 000000	EQUIPMENT	579.00	579.00	0.00	5,000.00	4,421.00
40E000 5400 6900 00 000000	VEHICLE LEASE	650.70	7,808.40	0.00	7,808.00	-0.40
40E000 5401 6900 00 000000	RADIO LEASE	0.00	10,648.00	0.00	11,265.00	617.00
40E000 ---- ---- -- -----		71,417.23	1,184,170.08	0.00	1,233,083.00	48,912.92
4----- ---- -- -----		71,417.23	1,184,170.08	0.00	1,233,083.00	48,912.92

Account Number	Account Level Description	June 2016-17 Monthly Activity	2016-17 FYTD Activity	Encumbered Amount	2016-17 Revised Budget	2016-17 FYTD Unencumbered Bal
50E000 1110 2120 00 000000	ELEM COMP/SCIENCE AIDE IMRF	272.88	3,051.28	0.00	4,808.00	1,756.72
50E000 1110 2120 01 000000	KIDS CLUB IMRF	99.40	1,610.28	0.00	1,170.00	-440.28
50E000 1110 2120 12 000000	BLAST IMRF	541.97	7,076.01	0.00	0.00	-7,076.01
50E000 1110 2130 00 000000	FICA-ELEM AIDE/BOARD PD	116.18	1,440.80	0.00	1,585.00	144.20
50E000 1110 2130 01 000000	KIDS CLUB FICA	348.33	6,666.08	0.00	6,042.00	-624.08
50E000 1110 2130 12 000000	BLAST FICA	175.60	2,512.65	0.00	0.00	-2,512.65
50E000 1110 2140 00 000000	MEDICRE-EL SUB/BD PD	3,856.30	46,344.33	0.00	45,767.00	-577.33
50E000 1110 2140 01 000000	KIDS CLUB MEDICARE	81.44	1,558.94	0.00	1,413.00	-145.94
50E000 1110 2140 12 000000	BLAST MEDICARE	48.02	801.62	0.00	0.00	-801.62
50E000 1150 2120 06 000000	TECH DIRECTOR IMRF	744.89	9,062.35	0.00	0.00	-9,062.35
50E000 1150 2130 00 000000	TECH DIR FICA	0.00	0.00	0.00	90.00	90.00
50E000 1150 2130 06 000000	TECH FICA/MEDICARE	306.93	3,739.61	0.00	0.00	-3,739.61
50E000 1150 2140 00 000000	TECH DIR MEDICARE	0.00	0.00	0.00	1,600.00	1,600.00
50E000 1150 2140 06 000000	TECH MEDICARE	150.01	1,790.99	0.00	0.00	-1,790.99
50E000 1220 2120 10 000000	SPEC ED IMRF	10,925.92	130,108.81	0.00	121,851.00	-8,257.81
50E000 1220 2120 10 004600	SPEC ED PREK FLOW THROUGH IMRF	231.48	2,769.43	0.00	2,986.00	216.57
50E000 1220 2120 10 004620	SPEC ED AIDE SEC (RM)	6,226.78	76,122.89	0.00	75,686.00	-436.89
50E000 1220 2130 10 000000	SPEC ED FICA	4,453.36	54,424.28	0.00	52,647.00	-1,777.28
50E000 1220 2130 10 004600	EARLY CHILDHOOD SAL (FR)	96.00	1,153.39	0.00	1,256.00	102.61
50E000 1220 2130 10 004620	SPEC ED AIDE SEC (FR)	2,474.19	30,308.47	0.00	30,352.00	43.53
50E000 1220 2140 10 000000	SPEC ED MEDICARE	3,460.54	41,403.26	0.00	41,280.00	-123.26
50E000 1220 2140 10 004600	EARLY CHILDHOOD SAL (MR)	22.46	269.80	0.00	294.00	24.20
50E000 1220 2140 10 004620	SPEC ED AIDE IDEA (MR)	578.64	7,089.48	0.00	7,098.00	8.52
50E000 1240 2120 10 000000	MEDICAID MATCHING IMRF	0.00	473.07	0.00	563.00	89.93
50E000 1240 2130 10 000000	MEDICAID MATCHING FICA/MEDICAR	0.00	196.35	0.00	231.00	34.65
50E000 1240 2140 10 000000	MEDICAID MEDICARE	0.65	105.97	0.00	126.00	20.03
50E000 1250 2120 00 004300	IMRF-TITLE I/BD PD	0.00	29.44	0.00	225.00	195.56
50E000 1250 2130 00 004300	TITLE I IMP INSTR SAL (FR)	0.00	12.40	0.00	96.00	83.60
50E000 1250 2140 00 004300	TITLE I MEDICARE	391.40	475.76	0.00	573.00	97.24
50E000 1252 2140 00 004932	TITLE II SALARIES (MR)	45.80	546.84	0.00	543.00	-3.84
50E000 1650 2140 00 000000	MEDICRE-GIFTED/BD PD	49.01	672.88	0.00	1,108.00	435.12
50E000 2130 2120 00 000000	IMRF-HEALTH/BD PD	774.34	9,284.27	0.00	9,149.00	-135.27
50E000 2130 2130 00 000000	FICA-HEALTH/BD PD	311.37	3,744.12	0.00	3,664.00	-80.12
50E000 2130 2140 00 000000	HEALTH MEDICARE	72.80	875.56	0.00	857.00	-18.56
50E000 2150 2140 00 000000	MEDICRE-SPEECH/BD PD	292.76	3,575.34	0.00	3,957.00	381.66
50E000 2210 2120 00 000000	STAFF DEV/IMRF	39.47	107.18	0.00	684.00	576.82
50E000 2210 2120 00 004620	IMPR INSTR IDEA IMRF	0.00	441.58	0.00	0.00	-441.58
50E000 2210 2130 00 000000	STAFF DEV/IMP INST	16.86	135.55	0.00	378.00	242.45
50E000 2210 2130 00 004300	TITLE I STAFF DEV SUBS (FR)	0.00	39.06	0.00	24.00	-15.06
50E000 2210 2130 00 004620	IMPR INSTR IDEA FICA/MEDICARE	0.00	180.34	0.00	0.00	-180.34

Account Number	Account Level Description	June 2016-17 Monthly Activity	2016-17 FYTD Activity	Encumbered Amount	2016-17 Revised Budget	2016-17 FYTD Unencumbered Bal
50E000 2210 2140 00 000000	STAFF DEV/IMP INST	32.63	242.05	0.00	525.00	282.95
50E000 2210 2140 00 004300	TITLE I STAFF DEV SUBS (MR)	0.00	199.17	0.00	262.00	62.83
50E000 2210 2140 00 004620	IMPR INSTR IDEA MEDICARE	5.52	70.72	0.00	0.00	-70.72
50E000 2220 2120 00 000000	IMRF-LIB AIDE/BD PD	245.66	3,029.64	0.00	3,021.00	-8.64
50E000 2220 2130 00 000000	FICA-LIB AIDE/BD PD	96.58	-68.68	0.00	3,766.00	3,834.68
50E000 2220 2140 00 000000	JH LIBRARY	223.22	2,783.07	0.00	2,702.00	-81.07
50E000 2300 2140 00 004300	TITLE I ADMIN MEDICARE	0.00	0.00	0.00	114.00	114.00
50E000 2310 2130 00 000000	BD OF ED SECRETARY FICA	18.07	216.95	0.00	56.00	-160.95
50E000 2310 2140 00 000000	BD OF ED SECRETARY MEDICARE	4.22	50.72	0.00	13.00	-37.72
50E000 2320 2120 00 000000	IMRF-SUPT SEC/BD PD	602.32	7,328.29	0.00	7,202.00	-126.29
50E000 2320 2130 00 000000	FICA-SUPT SEC/BD PD	245.51	2,978.00	0.00	2,904.00	-74.00
50E000 2320 2140 00 000000	MEDICRE-SUPT/BD PD	436.83	4,741.34	0.00	4,556.00	-185.34
50E000 2410 2120 00 000000	IMRF-PRIN SEC/BD PD	4,053.72	49,874.74	0.00	48,819.00	-1,055.74
50E000 2410 2120 00 004870	ARRA 2 SALARY (RM)	0.00	0.00	0.00	302.00	302.00
50E000 2410 2130 00 000000	FICA-PRIN SEC/BD PD	1,540.07	19,967.07	0.00	20,476.00	508.93
50E000 2410 2130 00 004870	ARRA 2 SALARY (FR)	0.00	0.00	0.00	128.00	128.00
50E000 2410 2140 00 000000	MEDICRE-PRIN/BD PD	360.17	4,673.65	0.00	4,789.00	115.35
50E000 2410 2140 00 004870	ARRA 2 SALARY (MR)	0.00	0.00	0.00	30.00	30.00
50E000 2520 2120 00 000000	IMRF-BUS SVC/BD PD	2,057.64	24,776.60	0.00	24,800.00	23.40
50E000 2520 2130 00 000000	FICA-BUS SVC/BD PD	839.59	10,114.55	0.00	10,212.00	97.45
50E000 2520 2140 00 000000	BUS SERVICES SALARY (MR)	289.57	3,500.87	0.00	3,540.00	39.13
50E000 2540 2120 00 000000	IMRF-BLDG/BOARD PD	7,281.80	90,115.57	0.00	95,886.00	5,770.43
50E000 2540 2130 00 000000	FICA-BLDG/BOARD PD	3,205.46	39,971.50	0.00	41,754.00	1,782.50
50E000 2540 2140 00 000000	SUMMER MEDICARE	749.67	9,348.15	0.00	9,765.00	416.85
50E000 2550 2120 00 000000	IMRF-TRANS/BOARD PD	-1,548.57	83,152.14	0.00	71,920.00	-11,232.14
50E000 2550 2130 00 000000	FICA-TRANS/BOARD PD	2,734.83	39,986.80	0.00	39,053.00	-933.80
50E000 2550 2140 00 000000	REG DRIVERS MEDICARE	639.59	9,351.85	0.00	9,133.00	-218.85
50E000 2560 2120 00 000000	IMRF-CAFE/BOARD PD	505.44	8,916.64	0.00	9,095.00	178.36
50E000 2560 2130 00 000000	FICA-CAFE/BOARD PD	348.05	6,375.80	0.00	6,759.00	383.20
50E000 2560 2140 00 000000	LUNCHRM AIDE MEDICARE	81.39	1,490.90	0.00	1,580.00	89.10
50E000 ---- ---- -- -----		62,254.76	873,388.56	0.00	841,265.00	-32,123.56
50E001 1130 2120 00 000000	IMRF-HS/BOARD PAID	0.00	0.00	0.00	43.00	43.00
50E001 1130 2130 00 000000	FICA-HS/BOARD PAID	0.00	372.73	0.00	199.00	-173.73
50E001 1130 2140 00 000000	MEDICRE-HS SUB/BD PD	2,353.34	28,328.44	0.00	27,145.00	-1,183.44
50E001 1410 2140 00 000000	F/C STUDIES MEDICARE	106.42	1,260.17	0.00	1,188.00	-72.17
50E001 1420 2140 08 000000	AG ED MEDICARE	65.44	795.99	0.00	781.00	-14.99
50E001 1440 2140 00 000000	BUSINESS ED MEDICARE	85.54	1,023.69	0.00	1,027.00	3.31
50E001 1450 2140 00 000000	IND ARTS MEDICARE	107.46	1,290.62	0.00	1,287.00	-3.62
50E001 1501 2130 04 000000	MUSIC FICA/MEDICARE	0.00	189.60	0.00	188.00	-1.60

Account Number	Account Level Description	June 2016-17 Monthly Activity	2016-17 FYTD Activity	Encumbered Amount	2016-17 Revised Budget	2016-17 FYTD Unencumbered Bal
50E001 1501 2140 04 000000	MUSIC MEDICARE	408.60	4,964.17	0.00	4,941.00	-23.17
50E001 1510 2120 02 000000	HS ATHLETICS IMRF	54.88	344.14	0.00	1,035.00	690.86
50E001 1510 2130 02 000000	HS ATHLETICS FICA/MEDICARE	91.57	4,258.99	0.00	4,844.00	585.01
50E001 1510 2140 02 000000	HS ATHLETICS MEDICARE	152.60	2,842.44	0.00	2,910.00	67.56
50E001 1600 2140 00 000000	HS SUMMER SCHOOL MEDICARE	0.00	170.48	0.00	258.00	87.52
50E001 1700 2140 00 000000	DR ED MEDICARE	66.27	494.73	0.00	707.00	212.27
50E001 2120 2120 00 000000	HS GUIDANCE IMRF	898.94	12,126.00	0.00	11,649.00	-477.00
50E001 2120 2130 00 000000	HS GUIDANCE FICA/MEDICARE	373.18	5,036.12	0.00	4,891.00	-145.12
50E001 2120 2140 00 000000	HS GUIDANCE MEDICARE	272.64	3,393.26	0.00	3,357.00	-36.26
50E001 2220 2140 00 000000	HS LIBRARY MEDICARE	58.02	694.01	0.00	683.00	-11.01
50E001 2410 2140 00 000000	HS PRINCIPAL SECY MEDICARE	343.37	4,145.87	0.00	4,186.00	40.13
50E001 ---- ---- -- -----		5,438.27	71,731.45	0.00	71,319.00	-412.45
50E002 1120 2120 00 000000	IMRF-JH AIDE/BOARD PD	17.86	213.55	0.00	193.00	-20.55
50E002 1120 2130 00 000000	FICA-JH AIDE/BOARD PD	7.64	102.17	0.00	473.00	370.83
50E002 1120 2140 00 000000	MEDICRE-JH SUB/BD PD	1,980.34	23,855.51	0.00	24,095.00	239.49
50E002 1501 2140 04 000000	JH MUSIC MEDICARE	0.00	0.00	0.00	8.00	8.00
50E002 1540 2120 02 000000	JH ATHLETICS FICA/MEDICARE	39.20	393.04	0.00	0.00	-393.04
50E002 1540 2130 02 000000	JH ATHLETICS FICA/MEDICARE	15.08	1,906.42	0.00	2,128.00	221.58
50E002 1540 2140 02 000000	JH ATHLETICS MEDICARE	61.88	1,150.28	0.00	1,216.00	65.72
50E002 1600 2140 00 000000	JH SUMMER SCHOOL MEDICARE	0.00	39.05	0.00	50.00	10.95
50E002 2220 2140 00 000000	JH LIBRARY MEDICARE	65.54	778.00	0.00	792.00	14.00
50E002 2410 2140 00 000000	JH PRINCIPAL SECY MEDICARE	199.47	2,397.83	0.00	2,416.00	18.17
50E002 ---- ---- -- -----		2,387.01	30,835.85	0.00	31,371.00	535.15
50E003 1250 2120 00 004300	TITLE I IMRF	127.27	978.77	0.00	1,226.00	247.23
50E003 1250 2130 00 004300	TITLE I FICA	69.10	491.72	0.00	524.00	32.28
50E003 1250 2140 00 004300	TITLE I MEDICARE	16.16	115.03	0.00	122.00	6.97
50E003 2410 2140 00 000000	LT PRINCIPAL SECY MEDICARE	205.26	2,457.64	0.00	2,420.00	-37.64
50E003 ---- ---- -- -----		417.79	4,043.16	0.00	4,292.00	248.84
50E004 1250 2120 00 004300	TITLE I SANGAMON IMRF	45.46	329.63	0.00	366.00	36.37
50E004 1250 2130 00 004300	TITLE I SANGAMON FICA/MEDICARE	58.66	380.26	0.00	313.00	-67.26
50E004 1250 2140 00 004300	TITLE I SANGAMON MEDICARE	97.82	1,099.51	0.00	1,089.00	-10.51
50E004 2410 2140 00 000000	SANG PRINCIPAL SECY MEDICARE	124.46	1,605.67	0.00	1,622.00	16.33
50E004 ---- ---- -- -----		326.40	3,415.07	0.00	3,390.00	-25.07
50E005 1125 2140 00 003705	MEDICRE-PRE-K/BD PD	0.00	0.00	0.00	13.00	13.00
50E005 2410 2140 00 000000	MECC PRINCIPAL SECY MEDICARE	102.37	1,226.63	0.00	1,233.00	6.37
50E005 ---- ---- -- -----		102.37	1,226.63	0.00	1,246.00	19.37

Account Number	Account Level	June 2016-17	2016-17	Encumbered	2016-17	2016-17 FYTD
	Description	Monthly Activity	FYTD Activity	Amount	Revised Budget	Unencumbered Bal
50E006 2540 2120 00 000000	FIELD HOUSE IMRF	0.00	170.35	0.00	96.00	-74.35
50E006 2540 2130 00 000000	FIELD HOUSE FICA/MEDICARE	0.00	72.36	0.00	83.00	10.64
50E006 2540 2140 00 000000	FIELD HOUSE MEDICARE	0.00	16.93	0.00	19.00	2.07
50E006 ---- ---- -- -----		0.00	259.64	0.00	198.00	-61.64
5----- ---- ---- -- -----		70,926.60	984,900.36	0.00	953,081.00	-31,819.36

Account Number	Account Level Description	June 2016-17 Monthly Activity	2016-17 FYTD Activity	Encumbered Amount	2016-17 Revised Budget	2016-17 FYTD Unencumbered Bal
60E000 2530 3000 00 000000	PURCHASED SERVICES	0.00	12,750.00	0.00	0.00	-12,750.00
60E000 2530 5200 00 000000	CAPITAL OUTLAY ARBDS	0.00	121,999.86	0.00	117,706.00	-4,293.86
60E000 2530 5400 00 000000	CAPITAL OUTLAY ST	9,300.00	191,929.39	0.00	450,000.00	258,070.61
60E000 8990 6900 00 000000	PERMANENT TRANSFER	0.00	2,011,132.76	0.00	2,016,889.00	5,756.24
60E000 ---- ---- -- -----		9,300.00	2,337,812.01	0.00	2,584,595.00	246,782.99
60E001 2530 3000 00 000000	CAP PROJECTS - HS - PURCH SERV	2,054.00	9,502.90	0.00	0.00	-9,502.90
60E001 2530 5400 00 000000	CAPITAL PROJECTS - MSHS	-1,500.00	2,156,330.01	0.00	1,500,000.00	-656,330.01
60E001 ---- ---- -- -----		554.00	2,165,832.91	0.00	1,500,000.00	-665,832.91
60E002 2530 5400 00 000000	CAPITAL PROJECTS - MSJH	0.00	97,804.00	0.00	100,000.00	2,196.00
60E002 ---- ---- -- -----		0.00	97,804.00	0.00	100,000.00	2,196.00
60E003 2530 5400 00 000000	CAPITAL PROJECTS - LT	0.00	7,566.62	0.00	100,000.00	92,433.38
60E003 ---- ---- -- -----		0.00	7,566.62	0.00	100,000.00	92,433.38
60E005 2530 5400 00 000000	CAPITAL PROJECTS - MPE	370,569.61	1,404,959.31	0.00	1,000,000.00	-404,959.31
60E005 ---- ---- -- -----		370,569.61	1,404,959.31	0.00	1,000,000.00	-404,959.31
6----- ---- ---- -- -----		380,423.61	6,013,974.85	0.00	5,284,595.00	-729,379.85

Account Number	Account Level Description	June 2016-17 Monthly Activity	2016-17 FYTD Activity	Encumbered Amount	2016-17 Revised Budget	2016-17 FYTD Unencumbered Bal
70E000 8120 7000 00 000000	PERM TRANS INT	15,569.99	15,569.99	0.00	5,000.00	-10,569.99
70E000 8130 7100 00 000000	PERM TRANSFER	0.00	125,000.00	0.00	125,000.00	0.00
70E000 ---- ---- -- -----		15,569.99	140,569.99	0.00	130,000.00	-10,569.99
7----- ---- ---- -- -----		15,569.99	140,569.99	0.00	130,000.00	-10,569.99

Account Number	Account Level Description	June 2016-17 Monthly Activity	2016-17 FYTD Activity	Encumbered Amount	2016-17 Revised Budget	2016-17 FYTD Unencumbered Bal
80E000 2362 2330 00 000000	WORKMANS COMP INS	0.00	186,835.00	0.00	176,699.00	-10,136.00
80E000 2363 2320 00 000000	UNEMPLOYMENT COMP	0.00	0.00	0.00	10,000.00	10,000.00
80E000 2364 3800 00 000000	LIABILITY PROPERTY INSURANCE	12,002.00	151,667.00	0.00	136,895.00	-14,772.00
80E000 2367 3900 00 000000	TORT PURC SERVICES	4,239.70	500,040.98	0.00	400,000.00	-100,040.98
80E000 2369 3180 00 000000	LEGAL SERVICES	9,340.24	41,766.71	0.00	25,000.00	-16,766.71
80E000 ---- ---- -- -----		25,581.94	880,309.69	0.00	748,594.00	-131,715.69
8----- ---- ---- -- -----		25,581.94	880,309.69	0.00	748,594.00	-131,715.69

Account Number	Account Level Description	June 2016-17 Monthly Activity	2016-17 FYTD Activity	Encumbered Amount	2016-17 Revised Budget	2016-17 FYTD Unencumbered Bal
90E000 2530 5300 00 000000	IMPROV OF SITE	75.30	2,620,693.60	0.00	2,560,000.00	-60,693.60
90E000 ---- ---- -- -----		75.30	2,620,693.60	0.00	2,560,000.00	-60,693.60
9----- ---- ---- -- -----		75.30	2,620,693.60	0.00	2,560,000.00	-60,693.60

<u>Account Number</u>	<u>Account Level</u> <u>Description</u>	<u>June 2016-17</u> <u>Monthly Activity</u>	<u>2016-17</u> <u>FYTD Activity</u>	<u>Encumbered</u> <u>Amount</u>	<u>2016-17</u> <u>Revised Budget</u>	<u>2016-17 FYTD</u> <u>Unencumbered Bal</u>
<hr/>						
Grand Expense Totals		2,420,920.74	40,469,913.97	0.00	40,101,882.00	-368,031.97

Number of Accounts: 577

***** End of report *****



FY 2018
Financial Report

July 1, 2017 – July 31, 2017

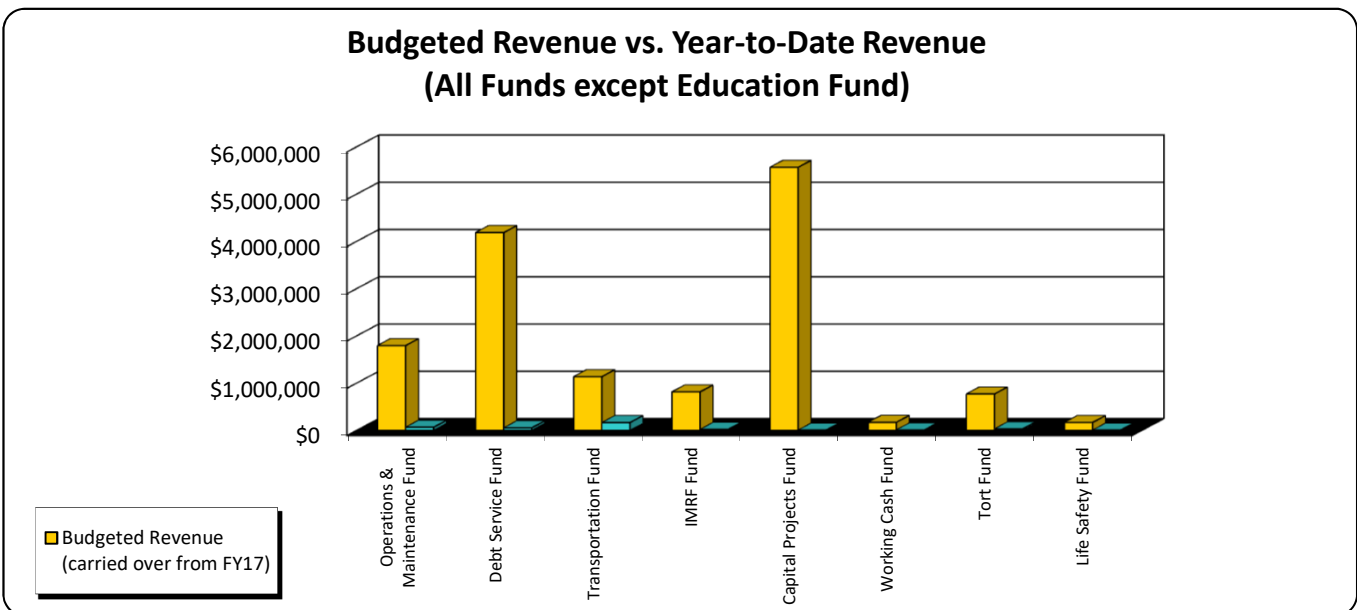
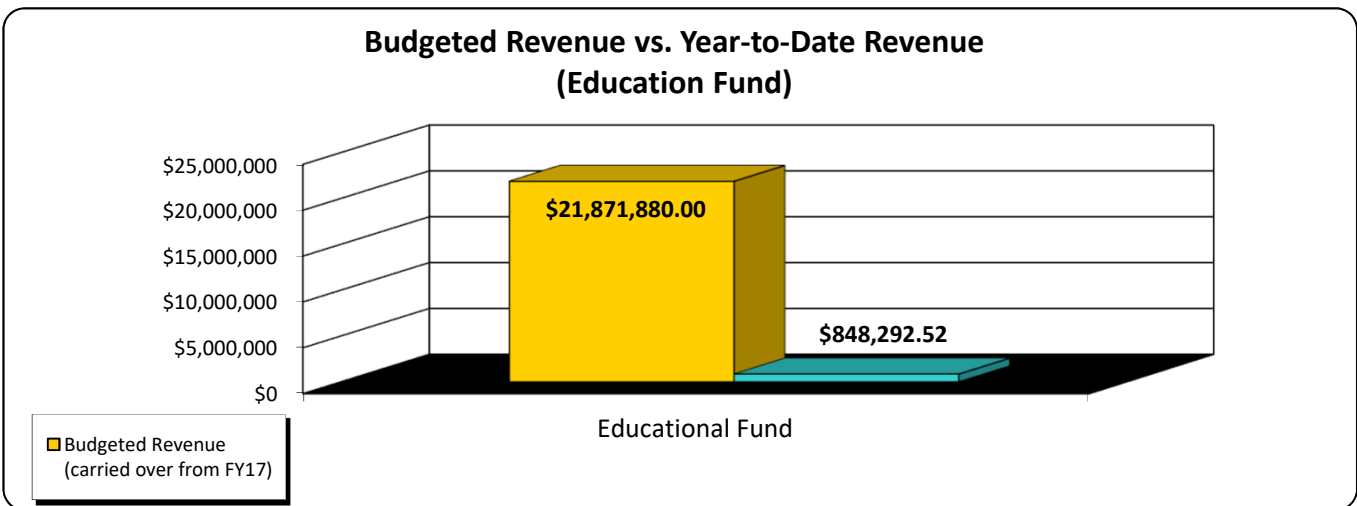
Mahomet-Seymour CUSD #3

Financial Summary

July 1, 2017 - July 31, 2017

	Budgeted Revenue <i>(carried over from FY17)</i>	Year-to-Date Revenue	Budget Balance	Percent of Budget Collected
Educational Fund	\$21,871,880	\$848,293	\$21,023,587	3.88%
Operations & Maintenance Fund	\$1,795,814	\$67,810	\$1,728,004	3.78%
Debt Service Fund	\$4,186,878	\$55,208	\$4,131,670	1.32%
Transportation Fund	\$1,138,050	\$166,200	\$971,850	14.60%
IMRF Fund	\$815,024	\$21,287	\$793,737	2.61%
Capital Projects Fund	\$5,568,834	\$7,262	\$5,561,572	0.13%
Working Cash Fund	\$170,977	\$10,079	\$160,898	5.90%
Tort Fund	\$770,914	\$31,840	\$739,074	4.13%
Life Safety Fund	\$168,477	\$7,133	\$161,344	4.23%
ALL FUNDS	\$36,486,848	\$1,215,110	\$35,271,738	3.33%

Percent of Fiscal Year Completed = 8.33%



Mahomet-Seymour CUSD #3

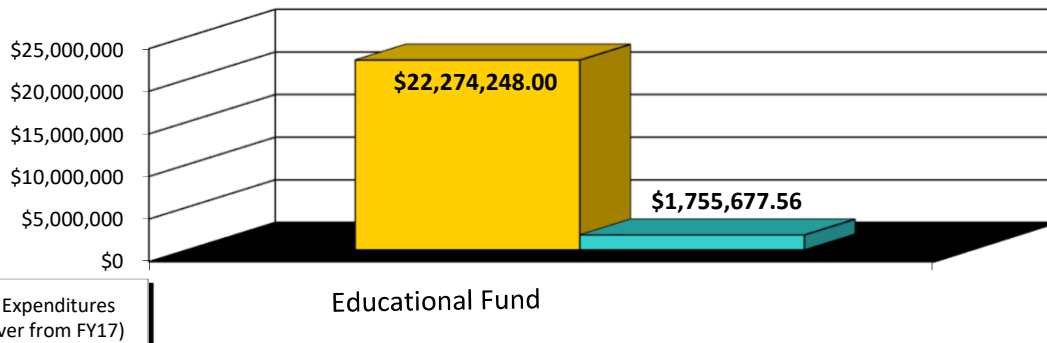
Financial Summary

July 1, 2017 - July 31, 2017

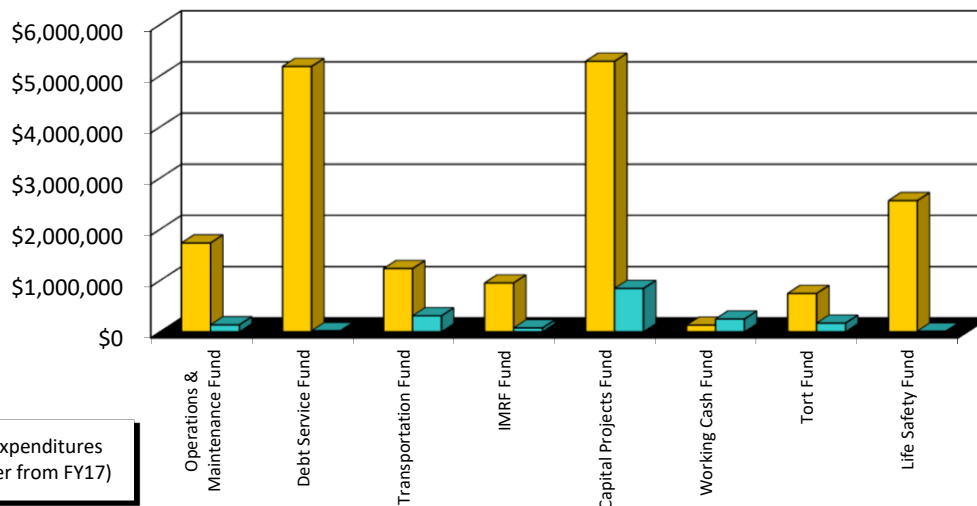
	Budgeted Expenditures <i>(carried over from FY17)</i>	Year-to-Date Expenditures	Budget Balance	Percent of Budget Spent
Educational Fund	\$22,274,248	\$1,755,678	\$20,518,570	7.88%
Operations & Maintenance Fund	\$1,734,534	\$136,626	\$1,597,908	7.88%
Debt Service Fund	\$5,183,747	\$19,461	\$5,164,286	0.38%
Transportation Fund	\$1,233,083	\$312,355	\$920,728	25.33%
IMRF Fund	\$953,081	\$74,172	\$878,909	7.78%
Capital Projects Fund	\$5,284,595	\$846,324	\$4,438,271	16.01%
Working Cash Fund	\$130,000	\$250,000	(\$120,000)	192.31%
Tort Fund	\$748,594	\$168,914	\$579,680	22.56%
Life Safety Fund	\$2,560,000	\$13,975	\$2,546,025	0.55%
ALL FUNDS	\$40,101,882	\$3,577,505	\$36,524,377	8.92%

Percent of Fiscal Year Completed = 8.33%

**Budgeted Expenditures vs. Year-to-Date Expenditures
(Education Fund)**



**Budgeted Expenditures vs. Year-to-Date Expenditures
(All Funds except Education Fund)**



Account Level		Ending				
FU	LOC	FUNC	Description	Beginning Balance	Monthly Activity	Balance
10	000	1010	CASH (MONEY MARKET)	1,275,195.88	-911,673.97	363,521.91
10	000	1050	REVOLVING FUND	1,000.00	0.00	1,000.00
10	000	1700	INVENTORY	0.00	0.00	0.00
10	000	1810	IPTIP RECEIVED	0.00	0.00	0.00
10	000	1820	INVESTMENTS/CD	0.00	0.00	0.00
10	000	1830	INVESTMENTS/IMMA	0.00	0.00	0.00
10	000	1840	IPTIP INTEREST	0.00	0.00	0.00
10	000	1850	IMMA INTEREST	0.00	0.00	0.00
10	000	1---		1,276,195.88	-911,673.97	364,521.91
10	000	4020	ACCOUNTS PAYABLE	0.00	0.00	0.00
10	000	4070	TAX ANTIC WARR PAY	0.00	0.00	0.00
10	000	4110	REPAY WORKING CASH	0.00	0.00	0.00
10	000	4112	LOAN FROM BUILDING FUND	0.00	0.00	0.00
10	000	4113	LOAN FROM TRANSPORTATION	0.00	0.00	0.00
10	000	4114	LOAN FROM WORK CA	0.00	0.00	0.00
10	000	4300	MSSF DONATION FLOW-THROUGH	0.00	0.00	0.00
10	000	4810	TRS 1 PCT LIABILITY	0.00	0.00	0.00
10	000	4811	TEACHERS PENSION	0.00	0.00	0.00
10	000	4812	FED W/H	0.00	0.00	0.00
10	000	4813	ST W/H ST W/H	0.00	0.00	0.00
10	000	4814	IMRF	0.00	0.00	0.00
10	000	4815	ANNUITIES	0.00	0.00	0.00
10	000	4816	INSURANCE	-3,739.95	4,288.93	548.98
10	000	4817	FICA FICA W/H	0.00	0.00	0.00
10	000	4818	MEDICARE ONLY	0.00	0.00	0.00
10	000	4819	OTHER OTHER	0.00	0.00	0.00
10	000	4890	PAYROLL ACCRUAL	0.00	0.00	0.00
10	000	4---		-3,739.95	4,288.93	548.98
10	000	7040	FUND BALANCE	-1,272,455.93	907,385.04	-365,070.89
10	000	7050	NET CHANGE	0.00	0.00	0.00
10	000	7130	RESERVE FOR ENCUMBRANCE	-125,394.50	-117,596.18	-242,990.68
10	000	7131	RESERVE FOR ENCUMBRANCE OFFSET	125,394.50	117,596.18	242,990.68
10	000	7---		-1,272,455.93	907,385.04	-365,070.89
10	---	----		0.00	0.00	0.00

Account Level				Ending		
<u>FU</u>	<u>LOC</u>	<u>FUNC</u>	<u>Description</u>	<u>Beginning Balance</u>	<u>Monthly Activity</u>	<u>Balance</u>
20	000	1010	CASH (MONEY MARKET)	424,543.59	-68,816.71	355,726.88
20	000	1830	INVESTMENTS/IMMA	0.00	0.00	0.00
20	000	1840	INVESTMENTS/IPTIP	0.00	0.00	0.00
20	000	1850	IMMA INTEREST	0.00	0.00	0.00
20	000	1860	INVESTMENTS/CD	0.00	0.00	0.00
20	000	1---		424,543.59	-68,816.71	355,726.88
20	000	4020	ACCOUNTS PAYBLE	0.00	0.00	0.00
20	000	4111	LOAN TO ED FUND	0.00	0.00	0.00
20	000	4113	LOAN FROM TRANSPORTATION	0.00	0.00	0.00
20	000	4114	LOAN FROM WORK CA	0.00	0.00	0.00
20	000	4811	TRS 24 PAY	0.00	0.00	0.00
20	000	4812	FED W/H	0.00	0.00	0.00
20	000	4813	ST W/H	0.00	0.00	0.00
20	000	4814	IMRF	0.00	0.00	0.00
20	000	4815	ANNUITIES	0.00	0.00	0.00
20	000	4816	INSURANCE	0.00	0.00	0.00
20	000	4817	FICA W/H	0.00	0.00	0.00
20	000	4818	MEDICARE ONLY	0.00	0.00	0.00
20	000	4819	OTHER	0.00	0.00	0.00
20	000	4890	PAYROLL ACCRUAL	0.00	0.00	0.00
20	000	4---		0.00	0.00	0.00
20	000	7040	FUND BALANCE	-424,543.59	68,816.71	-355,726.88
20	000	7050	NET CHANGE	0.00	0.00	0.00
20	000	7130	RESERVE FOR ENCUMBRANCE	-17,378.86	-34,420.38	-51,799.24
20	000	7131	RESERVE FOR ENCUMBRANCE OFFSET	17,378.86	34,420.38	51,799.24
20	000	7---		-424,543.59	68,816.71	-355,726.88
20	---	----		0.00	0.00	0.00

		Account Level			Ending	
<u>FU</u>	<u>LOC</u>	<u>FUNC</u>	<u>Description</u>	<u>Beginning Balance</u>	<u>Monthly Activity</u>	<u>Balance</u>
30	000	1010	CASH (MONEY MARKET)	1,726,689.70	35,746.56	1,762,436.26
30	000	1830	INVESTMENTS/IMMA	0.00	0.00	0.00
30	000	1840	INVESTMENTS/IPTIP	0.00	0.00	0.00
30	000	1850	IMMA INTEREST	0.00	0.00	0.00
30	000	1860	INVESTMENTS/CD	0.00	0.00	0.00
30	000	1---		1,726,689.70	35,746.56	1,762,436.26
30	000	4020	ACCOUNTS PAYABLE	0.00	0.00	0.00
30	000	4340	LOAN FROM WORK CA	0.00	0.00	0.00
30	000	4890	PAYROLL ACCRUAL	0.00	0.00	0.00
30	000	4---		0.00	0.00	0.00
30	000	7040	FUND BALANCE	-1,726,689.70	-35,746.56	-1,762,436.26
30	000	7050	NET CHANGE	0.00	0.00	0.00
30	000	7130	RESERVE FOR ENCUMBRANCE	0.00	-79,473.54	-79,473.54
30	000	7131	RESERVE FOR ENCUMBRANCE OFFSET	0.00	79,473.54	79,473.54
30	000	7---		-1,726,689.70	-35,746.56	-1,762,436.26
30	---	----		0.00	0.00	0.00

Account Level		Ending				
<u>FU</u>	<u>LOC</u>	<u>FUNC</u>	<u>Description</u>	<u>Beginning Balance</u>	<u>Monthly Activity</u>	<u>Balance</u>
40	000	1010	CASH (MONEY MARKET)	289,318.40	-146,155.02	143,163.38
40	000	1820	INVESTMENTS/CD	0.00	0.00	0.00
40	000	1830	INVESTMENTS/IMMA	0.00	0.00	0.00
40	000	1840	INVESTMENTS/IPTIP	0.00	0.00	0.00
40	000	1850	IMMA INTEREST	0.00	0.00	0.00
40	000	1---		289,318.40	-146,155.02	143,163.38
40	000	4020	ACCOUNTS PAYABLE	0.00	0.00	0.00
40	000	4111	LOAN TO ED FUND	0.00	0.00	0.00
40	000	4112	LN TO BUILDING FUND	0.00	0.00	0.00
40	000	4340	LOAN FROM WORK CA	0.00	0.00	0.00
40	000	4812	FED W/H FED W/H	0.00	0.00	0.00
40	000	4813	ST W/H	0.00	0.00	0.00
40	000	4814	IMRF IMRF	0.00	0.00	0.00
40	000	4815	ANNUITIES	0.00	0.00	0.00
40	000	4816	INSURANCE	0.00	0.00	0.00
40	000	4817	FICA FICA W/H	0.00	0.00	0.00
40	000	4818	MEDICARE ONLY	0.00	0.00	0.00
40	000	4819	Delete This Account	0.00	0.00	0.00
40	000	4890	PAYROLL ACCRUAL	0.00	0.00	0.00
40	000	4---		0.00	0.00	0.00
40	000	7040	FUND BALANCE	-289,318.40	146,155.02	-143,163.38
40	000	7050	NET CHANGE	0.00	0.00	0.00
40	000	7130	RESERVE FOR ENCUMBRANCE	-7,975.72	-16,960.76	-24,936.48
40	000	7131	RESERVE FOR ENCUMBRANCE OFFSET	7,975.72	16,960.76	24,936.48
40	000	7---		-289,318.40	146,155.02	-143,163.38
40	---	----		0.00	0.00	0.00

Account Level						
<u>FU</u>	<u>LOC</u>	<u>FUNC</u>	<u>Description</u>	<u>Beginning Balance</u>	<u>Monthly Activity</u>	<u>Ending Balance</u>
50	000	1010	CASH (MONEY MARKET)	73,771.66	-52,884.78	20,886.88
50	000	1810		0.00	0.00	0.00
50	000	1820	INVESTMENTS/CD	0.00	0.00	0.00
50	000	1830	INVESTMENTS/IMMA	0.00	0.00	0.00
50	000	1840	INVESTMENTS/IPTIP	0.00	0.00	0.00
50	000	1850	IMMA INTEREST	0.00	0.00	0.00
50	000	1---		73,771.66	-52,884.78	20,886.88
50	000	4020	ACCOUNTS PAYABLE	0.00	0.00	0.00
50	000	4114	Loan from Working Cash	0.00	0.00	0.00
50	000	4814	BD PD IMRF	0.00	0.00	0.00
50	000	4817	FICA	0.00	0.00	0.00
50	000	4818	BD PD MEDICARE	0.00	0.00	0.00
50	000	4890	PAYROLL ACCRUAL	0.00	0.00	0.00
50	000	4---		0.00	0.00	0.00
50	000	7040	FUND BALANCE	-73,771.66	52,884.78	-20,886.88
50	000	7050	NET CHANGE	0.00	0.00	0.00
50	000	7130	RESERVE FOR ENCUMBRANCE	0.00	0.00	0.00
50	000	7131	RESERVE FOR ENCUMBRANCE OFFSET	0.00	0.00	0.00
50	000	7---		-73,771.66	52,884.78	-20,886.88
50	---	----		0.00	0.00	0.00

Account Level						
<u>FU</u>	<u>LOC</u>	<u>FUNC</u>	<u>Description</u>	<u>Beginning Balance</u>	<u>Monthly Activity</u>	<u>Ending Balance</u>
60	000	1010	CASH (MONEY MARKET)	967,472.69	4,011.88	971,484.57
60	000	1100	Series 2016A - \$10M	8,279,168.56	-843,074.26	7,436,094.30
60	000	1101	Series 2016C - \$2M	-159,778.45	0.00	-159,778.45
60	000	1800	INVESTMENTS/CD	0.00	0.00	0.00
60	000	1830	INVESTMENTS/IMMA	0.00	0.00	0.00
60	000	1850	IMMA INTEREST	0.00	0.00	0.00
60	000	1---		9,086,862.80	-839,062.38	8,247,800.42
60	000	4020	ACCOUNTS PAYABLE	0.00	0.00	0.00
60	000	4340	LN FROM WC	0.00	0.00	0.00
60	000	4812	Federal Tax	0.00	0.00	0.00
60	000	4813	IL State Tax	0.00	0.00	0.00
60	000	4817	FICA 2011	0.00	0.00	0.00
60	000	4890	PAYROLL ACCRUAL	0.00	0.00	0.00
60	000	4---		0.00	0.00	0.00
60	000	7040	FUND BALANCE	-9,086,862.80	839,062.38	-8,247,800.42
60	000	7050	NET CHANGE	0.00	0.00	0.00
60	000	7130	RESERVE FOR ENCUMBRANCE	-201,664.55	-203,555.05	-405,219.60
60	000	7131	RESERVE FOR ENCUMBRANCE OFFSET	201,664.55	203,555.05	405,219.60
60	000	7---		-9,086,862.80	839,062.38	-8,247,800.42
60	---	----		0.00	0.00	0.00

Account Level						
<u>FU</u>	<u>LOC</u>	<u>FUNC</u>	<u>Description</u>	<u>Beginning Balance</u>	<u>Monthly Activity</u>	<u>Ending Balance</u>
70	000	1010	CASH (MONEY MARKET)	3,750,518.25	-239,920.88	3,510,597.37
70	000	1820	INVESTMENTS/CD	0.00	0.00	0.00
70	000	1830	INVESTMENTS/IMMA	0.00	0.00	0.00
70	000	1850	IMMA INTEREST	0.00	0.00	0.00
70	000	1---		3,750,518.25	-239,920.88	3,510,597.37
70	000	4020	ACCOUNTS PAYABLE	0.00	0.00	0.00
70	000	4111	LOAN TO EDUCATION	0.00	0.00	0.00
70	000	4112	LOAN TO BLDG FUND	0.00	0.00	0.00
70	000	4113	LOAN TO TRANS FUND	0.00	0.00	0.00
70	000	4114	LN TO LS FUND	0.00	0.00	0.00
70	000	4115	LN TO CAPITAL PROJECTS	0.00	0.00	0.00
70	000	4118	LOAN TO TORT	0.00	0.00	0.00
70	000	4890	PAYROLL ACCRUAL	0.00	0.00	0.00
70	000	4---		0.00	0.00	0.00
70	000	7040	FUND BALANCE	-3,750,518.25	239,920.88	-3,510,597.37
70	000	7050	NET CHANGE	0.00	0.00	0.00
70	000	7130	RESERVE FOR ENCUMBRANCE	0.00	0.00	0.00
70	000	7131	RESERVE FOR ENCUMBRANCE OFFSET	0.00	0.00	0.00
70	000	7---		-3,750,518.25	239,920.88	-3,510,597.37
70	---	----		0.00	0.00	0.00

Account Level				Ending		
<u>FU</u>	<u>LOC</u>	<u>FUNC</u>	<u>Description</u>	<u>Beginning Balance</u>	<u>Monthly Activity</u>	<u>Balance</u>
80	000	1010	CASH (MONEY MARKET)	590,562.40	-137,073.61	453,488.79
80	000	1---		590,562.40	-137,073.61	453,488.79
80	000	4020	ACCOUNTS PAYABLE	0.00	0.00	0.00
80	000	4110	LOAN FROM WC	0.00	0.00	0.00
80	000	4890	PAYROLL ACCRUAL	0.00	0.00	0.00
80	000	4---		0.00	0.00	0.00
80	000	7040	FUND BALANCE	-590,562.40	137,073.61	-453,488.79
80	000	7050	NET CHANGE	0.00	0.00	0.00
80	000	7130	RESERVE FOR ENCUMBRANCE	-13,246.85	-41,900.04	-55,146.89
80	000	7131	RESERVE FOR ENCUMBRANCE OFFSET	13,246.85	41,900.04	55,146.89
80	000	7---		-590,562.40	137,073.61	-453,488.79
80	---	----		0.00	0.00	0.00

		Account Level		Ending		
<u>FU</u>	<u>LOC</u>	<u>FUNC</u>	<u>Description</u>	<u>Beginning Balance</u>	<u>Monthly Activity</u>	<u>Balance</u>
90	000	1010	CASH (MONEY MARKET)	420,972.96	-6,842.31	414,130.65
90	000	1820	INVESTMENTS/CD	0.00	0.00	0.00
90	000	1830	INVESTMENTS/IMMA	0.00	0.00	0.00
90	000	1850	IMMA INTEREST	0.00	0.00	0.00
90	000	1---		420,972.96	-6,842.31	414,130.65
90	000	4020	ACCOUNTS PAYABLE	0.00	0.00	0.00
90	000	4110	LN FROM WORKING CASH	0.00	0.00	0.00
90	000	4890	PAYROLL ACCRUAL	0.00	0.00	0.00
90	000	4---		0.00	0.00	0.00
90	000	7040	FUND BALANCE	-420,972.96	6,842.31	-414,130.65
90	000	7050	NET CHANGE	0.00	0.00	0.00
90	000	7130	RESERVE FOR ENCUMBRANCE	-62,802.01	13,975.00	-48,827.01
90	000	7131	RESERVE FOR ENCUMBRANCE OFFSET	62,802.01	-13,975.00	48,827.01
90	000	7---		-420,972.96	6,842.31	-414,130.65
90	---	----		0.00	0.00	0.00

FU	LOC	FUNC	Account Level Description	Beginning Balance	Monthly Activity	Ending Balance
99	001	1010	HIGH SCHOOL ACTIVITY FUND	158,671.61	-8,005.96	150,665.65
99	001	1---		158,671.61	-8,005.96	150,665.65
99	002	1010	JUNIOR HIGH ACTIVITY FUND	100,577.60	-1,476.75	99,100.85
99	002	1---		100,577.60	-1,476.75	99,100.85
99	003	1010	LINCOLN TRAIL ACTIVITY FUND	49,718.29	-2,214.85	47,503.44
99	003	1---		49,718.29	-2,214.85	47,503.44
99	004	1010	SANGAMON ACTIVITY FUND	19,841.69	-324.56	19,517.13
99	004	1---		19,841.69	-324.56	19,517.13
99	005	1010	MPE ACTIVITY FUND	35,750.91	0.00	35,750.91
99	005	1---		35,750.91	0.00	35,750.91
99	001	1001	ALTERNATIVE EDUCATION	-14.85	0.00	-14.85
99	001	1002	ARTS AND CRAFTS	-360.63	0.00	-360.63
99	001	1003	ATHLETIC-GENERAL	-9,288.74	-1,605.35	-10,894.09
99	001	1004	BAND	-2,310.44	-0.02	-2,310.46
99	001	1005	BASEBALL	-8,492.79	1,064.94	-7,427.85
99	001	1006	BASKETBALL-BOYS	-1,483.28	-225.01	-1,708.29
99	001	1007	BASKETBALL-GIRLS	-14,109.34	2,926.34	-11,183.00
99	001	1008	CHEERLEADING	-3,189.91	171.98	-3,017.93
99	001	1009	CHESS	0.00	0.00	0.00
99	001	1010	CHORAL	-14,354.22	-0.12	-14,354.34
99	001	1011	CROSS COUNTRY - BOYS	-1,935.65	-0.02	-1,935.67
99	001	1012	CROSS COUNTRY - GIRLS	-619.98	-0.01	-619.99
99	001	1013	DANCE TEAM	-5,786.55	-0.05	-5,786.60
99	001	1014	FBLA	-220.07	0.00	-220.07
99	001	1015	FFA	-12,010.89	199.90	-11,810.99
99	001	1016	FOOTBALL	-11,462.20	3,994.54	-7,467.66
99	001	1017	FRENCH CLUB	-330.68	0.00	-330.68
99	001	1018	GOLF - BOYS	-170.25	0.00	-170.25
99	001	1019	GOLF - GIRLS	-153.06	0.00	-153.06
99	001	1021	HOME EC	-3,947.91	-0.03	-3,947.94
99	001	1022	INDUSTRIAL ARTS	-3,695.84	-0.03	-3,695.87
99	001	1023	INTRAMURALS	-759.58	-0.01	-759.59
99	001	1024	LEADERSHIP	0.00	0.00	0.00
99	001	1025	LIBRARY	-252.19	-23.49	-275.68
99	001	1026	MATH CLUB	-86.20	0.00	-86.20
99	001	1027	MULTIMEDIA-DIGITAL ARTS	-3,211.87	-0.03	-3,211.90
99	001	1028	OFFICIALS	0.00	0.00	0.00
99	001	1029	ONE NEEDS EARTH	-19.61	0.00	-19.61
99	001	1031	PEPSI	-2,200.59	498.04	-1,702.55
99	001	1032	PIN PALS	-231.95	0.00	-231.95
99	001	1033	PROM	-9,368.33	-0.08	-9,368.41
99	001	1034	RETRO	-11,018.29	-0.09	-11,018.38
99	001	1035	SCHOLASTIC BOWL	-170.16	0.00	-170.16
99	001	1036	SERVICE	-3,205.96	361.39	-2,844.57
99	001	1037	SOCCER - BOYS	-1,844.18	-0.02	-1,844.20
99	001	1038	SOCCER - GIRLS	-71.34	0.00	-71.34
99	001	1039	SOFTBALL	-2,390.89	-0.02	-2,390.91
99	001	1041	SPANISH CLUB	-1,077.64	-0.01	-1,077.65
99	001	1042	SPECIAL EDUCATION	-172.94	0.00	-172.94
99	001	1043	SPEECH CLUB	-32.00	0.00	-32.00
99	001	1044	STUDENT COUNCIL	-1,616.05	-0.01	-1,616.06
99	001	1045	TESTING FEES	-3,759.80	-0.03	-3,759.83

These balances reflect the cash balance of each building's activity fund as of 6/30/2017. The breakdown of each building is below.

Negative balances on activity fund line items are actually positive as we utilize liability account formatting within Skyward. Liability accounts have a "credit norm", which is to say that a credit is an increase to a liability account.

FU	LOC	FUNC	Account Level Description	Beginning Balance	Monthly Activity	Ending Balance
99	001	1046	THEATER	-13,343.32	-2,619.13	-15,962.45
99	001	1047	TRACK - BOYS	-24.09	-749.77	-773.86
99	001	1048	TRACK - GIRLS	-1,105.18	-0.01	-1,105.19
99	001	1049	VOLLEYBALL	-4,254.97	4,012.20	-242.77
99	001	1051	WRESTLING	-4,108.67	-0.03	-4,108.70
99	001	1052	PBIS	-408.53	0.00	-408.53
99	001	1---		-158,671.61	8,005.96	-150,665.65
99	002	2001	JH MUSIC	-270.42	0.00	-270.42
99	002	2002	JH SPORTS OFFICIALS	-140.00	0.00	-140.00
99	002	2003	JH LIBRARY	-2,051.15	-0.02	-2,051.17
99	002	2004	JH GENERAL	-2,671.08	-0.02	-2,671.10
99	002	2005	JH COMMUNITY ACTION PROGRAM	-535.61	0.00	-535.61
99	002	2006	JH STUDENT COUNCIL	-7,041.58	-0.05	-7,041.63
99	002	2007	JH CONCESSIONS	-14,660.12	-0.11	-14,660.23
99	002	2008	JH TOURNAMENT	-8,865.51	-0.07	-8,865.58
99	002	2009	JH ART & VIDEO CLUB	-17.22	0.00	-17.22
99	002	2011	JH STAFF SOCIAL	-452.59	0.00	-452.59
99	002	2012	JH GIRLS' BASKETBALL	-819.33	-0.01	-819.34
99	002	2013	JH BOYS' BASKETBALL	-1,600.41	-0.01	-1,600.42
99	002	2014	JH BULLDOG PEN	-1,124.27	-0.01	-1,124.28
99	002	2015	JH WRESTLING	-59.22	0.00	-59.22
99	002	2016	JH VOLLEYBALL	-1,451.24	-0.03	-1,451.27
99	002	2017	JH TRACK	-2,068.41	0.00	-2,068.41
99	002	2018	JH PEPSI	-729.24	283.05	-446.19
99	002	2019	JH FUNDRAISING	-46,657.22	989.52	-45,667.70
99	002	2021	JH CHEERLEADING	-1,953.37	204.56	-1,748.81
99	002	2022	JH READ ACROSS MAHOMET	-559.54	0.00	-559.54
99	002	2023	JH BOX TOPS FOR EDUCATION	-858.85	-0.01	-858.86
99	002	2024	JH BASEBALL	-240.00	0.00	-240.00
99	002	2025	JH SOFTBALL	-200.00	0.00	-200.00
99	002	2026	JH SCHOLASTIC BOWL	-81.70	0.00	-81.70
99	002	2027	JH DRAMA CLUB	-5,469.52	-0.04	-5,469.56
99	002	2---		-100,577.60	1,476.75	-99,100.85
99	003	3001	Fourth Grade Chicago	528.34	0.00	528.34
99	003	3002	Backpack Program	-7,202.91	0.00	-7,202.91
99	003	3004	Field trips	-13,539.57	0.00	-13,539.57
99	003	3005	Fifth Grade	-721.10	0.00	-721.10
99	003	3006	Fourth Grade	-251.12	0.00	-251.12
99	003	3007	Interest	-1,037.48	150.97	-886.51
99	003	3008	Library	-422.74	0.00	-422.74
99	003	3009	LT General	-7,729.50	344.61	-7,384.89
99	003	3011	Pepsi	-905.84	0.00	-905.84
99	003	3012	PTO Allocations	-8,754.35	0.00	-8,754.35
99	003	3014	PTO Grade 3	390.26	130.49	520.75
99	003	3015	PTO Grade 4	-587.38	0.00	-587.38
99	003	3016	PTO Grade 5	-3,311.38	316.78	-2,994.60
99	003	3017	PTO Library	-2,916.59	1,076.95	-1,839.64
99	003	3018	PTO Specials	-2,865.23	195.05	-2,670.18
99	003	3021	Third Grade	-391.70	0.00	-391.70
99	003	3---		-49,718.29	2,214.85	-47,503.44
99	004	4002	Sangamon Donation Account	-847.00	0.00	-847.00
99	004	4003	Sangamon Earth Day Account	-792.31	0.00	-792.31
99	004	4004	Sangamon Elementary Art Accoun	-3,553.10	0.00	-3,553.10
99	004	4005	Sangamon Elementary Music Acco	-208.05	0.00	-208.05

Account Level				Ending		
FU	LOC	FUNC	Description	Beginning Balance	Monthly Activity	Balance
99	004	4006	Sang Field Trips-First Grade	-1,433.32	0.00	-1,433.32
99	004	4007	Sang Field Trip-Second Grade	-1.26	0.00	-1.26
99	004	4009	Sangamon First Grade Account	-718.14	0.00	-718.14
99	004	4012	Sangamon Interest Account	-46.55	0.00	-46.55
99	004	4013	Sangamon Library Account	-2,755.23	0.00	-2,755.23
99	004	4014	Sangamon Pepsi & Coffee Accoun	-454.14	0.00	-454.14
99	004	4015	Sangamon Physical Ed Account	-60.81	0.00	-60.81
99	004	4016	Sangamon Picture Money Account	-988.95	0.00	-988.95
99	004	4017	Sangamon PTO Allocations Accou	-3,619.38	324.56	-3,294.82
99	004	4019	Sangamon Remedial Reading	-684.20	0.00	-684.20
99	004	4020	Sangamon General Account	-916.34	0.00	-916.34
99	004	4021	Sangamon Second Grade Account	-1,967.69	0.00	-1,967.69
99	004	4022	Sangamon Special Ed Account	-795.22	0.00	-795.22
99	004	4---		-19,841.69	324.56	-19,517.13
99	005	5001	Field Trips	-335.00	0.00	-335.00
99	005	5002	Hearing	-75.00	0.00	-75.00
99	005	5003	Library	-4,989.26	0.00	-4,989.26
99	005	5004	MT General	-8,449.93	0.00	-8,449.93
99	005	5005	PE.Music.Media	-13.80	0.00	-13.80
99	005	5006	Pepsi	-142.22	0.00	-142.22
99	005	5007	PTO	-18,824.00	0.00	-18,824.00
99	005	5008	Social Worker	-526.54	0.00	-526.54
99	005	5009	Speech	-904.61	0.00	-904.61
99	005	5010	Room 209	16.21	0.00	16.21
99	005	5011	Room 211	-34.66	0.00	-34.66
99	005	5012	Room 213	-6.14	0.00	-6.14
99	005	5013	Room 306A	-39.52	0.00	-39.52
99	005	5014	Room 306B	-413.86	0.00	-413.86
99	005	5015	Room 310	-57.32	0.00	-57.32
99	005	5016	Room 311	20.94	0.00	20.94
99	005	5017	Room 314	-19.45	0.00	-19.45
99	005	5018	Room 315	-14.55	0.00	-14.55
99	005	5019	Room 316	-261.34	0.00	-261.34
99	005	5020	Room 317	0.00	0.00	0.00
99	005	5021	Room 321	-48.92	0.00	-48.92
99	005	5022	Room 403	-20.85	0.00	-20.85
99	005	5023	Room 407	-242.25	0.00	-242.25
99	005	5024	Room 412	-249.67	0.00	-249.67
99	005	5025	Room 416	-119.17	0.00	-119.17
99	005	5---		-35,750.91	0.00	-35,750.91
99	---	----		0.00	0.00	0.00

Number of Accounts: 290

***** End of report *****

Account Number	Account Level Description	July 2017-18 Monthly Activity	2017-18 FYTD Activity	Encumbered Amount	2017-18 Revised Budget	2017-18 FYTD Unencumbered Bal
10R000 1111 0000 00 000000	CURRENT YR LEVY	0.00	0.00	0.00	4,149,016.00	4,149,016.00
10R000 1112 0000 00 000000	FIRST PR YR LEVY	186,152.15	186,152.15	0.00	3,474,478.00	3,288,325.85
10R000 1141 0000 00 000000	SPEC ED/CURRENT	0.00	0.00	0.00	67,676.00	67,676.00
10R000 1142 0000 00 000000	SPEC ED/FIRST PR YR	3,048.23	3,048.23	0.00	56,786.00	53,737.77
10R000 1191 0000 00 000000	CURRENT YR/TECH	0.00	0.00	0.00	86,133.00	86,133.00
10R000 1192 0000 00 000000	FIRST PR YR/TECH	3,741.31	3,741.31	0.00	69,518.00	65,776.69
10R000 1210 0000 00 000000	MOBILE HOME PRIV TAX	0.00	0.00	0.00	20,000.00	20,000.00
10R000 1230 0000 00 000000	CORP PERS PROP REPL	49,882.45	49,882.45	0.00	262,881.00	212,998.55
10R000 1510 0000 00 000000	INT ON INVESTMENTS	166.09	166.09	0.00	1,000.00	833.91
10R000 1610 0000 00 000000	FOOD SERV SALES/PUP	6,005.25	6,005.25	0.00	450,000.00	443,994.75
10R000 1620 0000 00 000000	ADULT LUNCHESES	0.00	0.00	0.00	1,000.00	1,000.00
10R000 1711 0000 02 000000	BULLDOG PASSES	1,940.00	1,940.00	0.00	12,000.00	10,060.00
10R000 1727 0000 02 000000	ATHLETIC PARTICIPATION FEE	7,225.00	7,225.00	0.00	70,000.00	62,775.00
10R000 1728 0000 00 000000	ACTIVITY PARTICIPATION FEES	4,620.00	4,620.00	0.00	24,000.00	19,380.00
10R000 1790 0000 00 000000	COPY SHOP REIMB	0.00	0.00	0.00	1,000.00	1,000.00
10R000 1811 0000 00 000000	TEXTBOOK/COLL AGENCY	0.00	0.00	0.00	1,000.00	1,000.00
10R000 1821 0000 00 000000	TEXTBOOK SALES	0.00	0.00	0.00	1,000.00	1,000.00
10R000 1920 0000 00 000000	PRIVATE DONATIONS	0.00	0.00	0.00	10,000.00	10,000.00
10R000 1960 0000 00 000000	TIF FLOW THRU	207,931.53	207,931.53	0.00	650,000.00	442,068.47
10R000 1993 0000 00 000000	CAIR MEMBERSHIPS	0.00	0.00	0.00	2,000.00	2,000.00
10R000 1993 0000 01 000000	KIDS CLUB FEES	2,673.00	2,673.00	0.00	275,000.00	272,327.00
10R000 1993 0000 12 000000	BLAST Fees	0.00	0.00	0.00	30,000.00	30,000.00
10R000 1999 0000 00 000000	OTHER	0.00	0.00	0.00	20,000.00	20,000.00
10R000 1999 0000 01 000000	MAYC PROGRAM CONTRIBUTION	0.00	0.00	0.00	128,000.00	128,000.00
10R000 1999 0000 06 000000	ERATE	0.00	0.00	0.00	30,228.00	30,228.00
10R000 3001 0000 00 000000	GENERAL STATE AID	0.00	0.00	0.00	8,539,669.00	8,539,669.00
10R000 3100 0000 00 000000	SPEC ED/PRIV FAC TUIT	0.00	0.00	0.00	257,919.00	257,919.00
10R000 3105 0000 00 000000	SPEC ED EXTRAORD	0.00	0.00	0.00	330,931.00	330,931.00
10R000 3110 0000 00 000000	SPEC ED PERSONNEL	0.00	0.00	0.00	522,488.00	522,488.00
10R000 3120 0000 00 000000	SPEC ED. ORPH INDIVIDUAL	0.00	0.00	0.00	14,524.00	14,524.00
10R000 3145 0000 00 000000	SPEC ED SUMMER SCH	0.00	0.00	0.00	3,000.00	3,000.00
10R000 3215 0000 00 000000	VO ED/FORMULA	0.00	0.00	0.00	17,569.00	17,569.00
10R000 3235 0000 00 000000	AGRICULTURE EDUCATION GRANT	0.00	0.00	0.00	2,189.00	2,189.00
10R000 3360 0000 00 000000	FREE LUNCH/IL	0.00	0.00	0.00	2,500.00	2,500.00
10R000 3370 0000 00 000000	DRIVER EDUCATION	10,292.64	10,292.64	0.00	40,000.00	29,707.36
10R000 3999 0000 00 000000	OTHER RESTRICTED REVENUE	4,049.87	4,049.87	0.00	5,000.00	950.13
10R000 4210 0000 00 000000	SCHOOL LUNCH REG	0.00	0.00	0.00	75,000.00	75,000.00
10R000 4211 0000 00 000000	SCH LUNCH FREE/RED	0.00	0.00	0.00	200,000.00	200,000.00
10R000 4215 0000 00 000000	SPECIAL KINDG MILK	0.00	0.00	0.00	2,000.00	2,000.00
10R000 4220 0000 00 000000	SCHOOL BREAKFAST	0.00	0.00	0.00	50,000.00	50,000.00

Account Number	Account Level Description	July 2017-18 Monthly Activity	2017-18 FYTD Activity	Encumbered Amount	2017-18 Revised Budget	2017-18 FYTD Unencumbered Bal
10R000 4300 0000 00 004300	TITLE I (PRIOR CHAP I)	76,857.00	76,857.00	0.00	262,561.00	185,704.00
10R000 4600 0000 00 004600	PRESCHOOL FLO THRU	0.00	0.00	0.00	12,624.00	12,624.00
10R000 4620 0000 00 004620	FED SPEC ED/IDEA FLO THRU	38,638.00	38,638.00	0.00	572,063.00	533,425.00
10R000 4625 0000 00 004625	IDEA ROOM/BOARD	0.00	0.00	0.00	275,000.00	275,000.00
10R000 4930 0000 00 004932	TITLE II TEACHER QUALITY	7,615.00	7,615.00	0.00	55,154.00	47,539.00
10R000 4991 0000 00 004991	MEDICAID ADMIN OUTREACH	0.00	0.00	0.00	30,000.00	30,000.00
10R000 4992 0000 00 004992	MEDICAID FEE FOR SERVICE	0.00	0.00	0.00	150,000.00	150,000.00
10R000 7110 0000 00 000000	PERM TRANSFER WC	125,000.00	125,000.00	0.00	0.00	-125,000.00
10R000 7120 0000 00 000000	PERM TRANS INT	0.00	0.00	0.00	7,500.00	7,500.00
10R000 7990 0000 00 000000	OTHER FINANCING SOURCE	35,550.00	35,550.00	0.00	115,973.00	80,423.00
10R001 1712 0000 02 000000	BASKETBALL HS BOYS	0.00	0.00	0.00	8,000.00	8,000.00
10R001 1713 0000 02 000000	BASKETBALL HS GIRLS	0.00	0.00	0.00	1,000.00	1,000.00
10R001 1714 0000 02 000000	FOOTBALL	0.00	0.00	0.00	15,000.00	15,000.00
10R001 1715 0000 02 000000	VOLLEYBALL HS	0.00	0.00	0.00	5,000.00	5,000.00
10R001 1716 0000 02 000000	WRESTLING HS	0.00	0.00	0.00	2,000.00	2,000.00
10R001 1811 0000 00 000000	HS TEXTBOOK RENTAL	25,245.00	25,245.00	0.00	120,000.00	94,755.00
10R001 1812 0000 05 000000	SUMMER SCH PROG/HS	1,200.00	1,200.00	0.00	1,000.00	-200.00
10R001 1970 0000 00 000000	DR ED FEE/BTW	10,800.00	10,800.00	0.00	50,000.00	39,200.00
10R001 1993 0000 00 000000	HS PARKING FEES	3,500.00	3,500.00	0.00	25,000.00	21,500.00
10R002 1717 0000 02 000000	BASKETBALL JRH BOYS	0.00	0.00	0.00	3,000.00	3,000.00
10R002 1718 0000 02 000000	BASKETBALL JRH GIRLS	0.00	0.00	0.00	2,500.00	2,500.00
10R002 1719 0000 02 000000	VOLLEYBALL JRH	0.00	0.00	0.00	2,500.00	2,500.00
10R002 1720 0000 02 000000	WRESTLING JRH	0.00	0.00	0.00	1,500.00	1,500.00
10R002 1811 0000 00 000000	JH TEXTBOOK RENTAL	14,060.00	14,060.00	0.00	50,000.00	35,940.00
10R002 1812 0000 05 000000	SUMMER SCHOOL JH	0.00	0.00	0.00	20,000.00	20,000.00
10R003 1811 0000 00 000000	LT TEXTBOOK RENTAL	11,135.00	11,135.00	0.00	50,000.00	38,865.00
10R004 1811 0000 00 000000	SANG TEXTBOOK RENT	7,650.00	7,650.00	0.00	35,000.00	27,350.00
10R005 1811 0000 00 000000	MT TEXTBOOK RENTAL	3,315.00	3,315.00	0.00	14,000.00	10,685.00
10R005 1993 0000 00 000000	FEE BASED PRESCHOOL	0.00	0.00	0.00	30,000.00	30,000.00
1-----		848,292.52	848,292.52	0.00	21,871,880.00	21,023,587.48

Account Number	Account Level	July 2017-18	2017-18	Encumbered	2017-18	2017-18 FYTD
	Description	Monthly Activity	FYTD Activity	Amount	Revised Budget	Unencumbered Bal
20R000 1111 0000 00 000000	CURRENT YEAR LEVY	0.00	0.00	0.00	846,722.00	846,722.00
20R000 1112 0000 00 000000	FIRST PRIOR YR LEVY	37,999.39	37,999.39	0.00	709,092.00	671,092.61
20R000 1210 0000 00 000000	MOBILE HOME PRIV TAX	0.00	0.00	0.00	4,000.00	4,000.00
20R000 1510 0000 00 000000	INTEREST ON INVEST	313.20	313.20	0.00	500.00	186.80
20R000 1910 0000 00 000000	BLDG RENTALS	0.00	0.00	0.00	5,000.00	5,000.00
20R000 1912 0000 00 000000	LAND LEASE	0.00	0.00	0.00	13,500.00	13,500.00
20R000 1960 0000 00 000000	TIF FLOW THRU	29,497.08	29,497.08	0.00	90,000.00	60,502.92
20R000 1999 0000 00 000000	OTHER INCOME	0.00	0.00	0.00	2,000.00	2,000.00
20R000 7110 0000 00 000000	PERM TRANSFER WC	0.00	0.00	0.00	125,000.00	125,000.00
2-----	-----	67,809.67	67,809.67	0.00	1,795,814.00	1,728,004.33

Account Number	Account Level Description	July 2017-18 Monthly Activity	2017-18 FYTD Activity	Encumbered Amount	2017-18 Revised Budget	2017-18 FYTD Unencumbered Bal
30R000 1111 0000 00 000000	CURRENT YR LEVY	0.00	0.00	0.00	1,129,919.00	1,129,919.00
30R000 1112 0000 00 000000	FIRST PRIOR YR LEVY	53,655.83	53,655.83	0.00	1,031,570.00	977,914.17
30R000 1210 0000 00 000000	MOBILE HOME PRIV TAX	0.00	0.00	0.00	6,000.00	6,000.00
30R000 1510 0000 00 000000	INT ON INVESTMENTS	1,551.76	1,551.76	0.00	2,500.00	948.24
30R000 7130 0000 00 000000	PERMANENT TRANSFER	0.00	0.00	0.00	2,016,889.00	2,016,889.00
3-----		55,207.59	55,207.59	0.00	4,186,878.00	4,131,670.41

Account Number	Account Level Description	July 2017-18 Monthly Activity	2017-18 FYTD Activity	Encumbered Amount	2017-18 Revised Budget	2017-18 FYTD Unencumbered Bal
40R000 1111 0000 00 000000	CURRENT YR LEVY	0.00	0.00	0.00	338,381.00	338,381.00
40R000 1112 0000 00 000000	FIRST PRIOR YR LEVY	15,206.65	15,206.65	0.00	283,930.00	268,723.35
40R000 1210 0000 00 000000	MOBILE HOME PRIV TAX	0.00	0.00	0.00	1,600.00	1,600.00
40R000 1510 0000 00 000000	INT ON INVESTMENTS	15.99	15.99	0.00	600.00	584.01
40R000 1960 0000 00 000000	TIF FLOW THRU	11,804.21	11,804.21	0.00	35,000.00	23,195.79
40R000 1999 0000 00 000000	OTHER INCOME	14,172.90	14,172.90	0.00	130,000.00	115,827.10
40R000 3500 0000 00 000000	REGULAR TRANS	0.00	0.00	0.00	126,535.00	126,535.00
40R000 3510 0000 00 000000	SPEC ED TRANS	0.00	0.00	0.00	222,004.00	222,004.00
40R000 7110 0000 00 000000	PERM TRANSFER WC	125,000.00	125,000.00	0.00	0.00	-125,000.00
4-----	-----	166,199.75	166,199.75	0.00	1,138,050.00	971,850.25

Account Number	Account Level Description	July 2017-18 Monthly Activity	2017-18 FYTD Activity	Encumbered Amount	2017-18 Revised Budget	2017-18 FYTD Unencumbered Bal
50R000 1111 0000 00 000000	IMRF CURRNT YR LEVY	0.00	0.00	0.00	200,722.00	200,722.00
50R000 1112 0000 00 000000	IMRF PRIOR YR LEVY	10,634.28	10,634.28	0.00	168,615.00	157,980.72
50R000 1121 0000 00 000000	SS CURRENT YR LEVY	0.00	0.00	0.00	200,722.00	200,722.00
50R000 1122 0000 00 000000	SS PRIOR YR LEVY	10,634.28	10,634.28	0.00	168,615.00	157,980.72
50R000 1210 0000 00 000000	MOBILE HOME PRIV TAX	0.00	0.00	0.00	2,000.00	2,000.00
50R000 1230 0000 00 000000	CORP PERS PROP REPL	0.00	0.00	0.00	24,000.00	24,000.00
50R000 1510 0000 00 000000	INTEREST ON INVEST	18.39	18.39	0.00	350.00	331.61
50R000 1961 0000 00 000000	TIF FLOW THRU	0.00	0.00	0.00	25,000.00	25,000.00
50R000 1962 0000 00 000000	TIF FLOW THRU	0.00	0.00	0.00	25,000.00	25,000.00
5-----		21,286.95	21,286.95	0.00	815,024.00	793,737.05

Account Number	Account Level Description	July 2017-18 Monthly Activity	2017-18 FYTD Activity	Encumbered Amount	2017-18 Revised Budget	2017-18 FYTD Unencumbered Bal
60R000 1510 0000 00 000000	INTEREST ON SALES TAX	7,261.88	7,261.88	0.00	8,000.00	738.12
60R000 1999 0000 00 000000	S & C OTHER REVENUE	0.00	0.00	0.00	2,256,574.00	2,256,574.00
60R000 7210 0000 00 000000	BOND PROCEEDS	0.00	0.00	0.00	2,004,260.00	2,004,260.00
60R000 7320 0000 00 000000	SALE OF BUILDINGS OR GROUNDS	0.00	0.00	0.00	1,300,000.00	1,300,000.00
6-----		7,261.88	7,261.88	0.00	5,568,834.00	5,561,572.12

Account Number	Account Level Description	July 2017-18 Monthly Activity	2017-18 FYTD Activity	Encumbered Amount	2017-18 Revised Budget	2017-18 FYTD Unencumbered Bal
70R000 1111 0000 00 000000	CURRENT YR LEVY	0.00	0.00	0.00	84,595.00	84,595.00
70R000 1112 0000 00 000000	FIRST PRIOR YR LEVY	3,810.29	3,810.29	0.00	70,982.00	67,171.71
70R000 1210 0000 00 000000	MOBILE HOME DISTRIBUTION	0.00	0.00	0.00	400.00	400.00
70R000 1510 0000 00 000000	INTEREST ON INVEST	3,311.06	3,311.06	0.00	5,000.00	1,688.94
70R000 1960 0000 00 000000	TIF FLOW THRU	2,957.77	2,957.77	0.00	10,000.00	7,042.23
7-----	-----	10,079.12	10,079.12	0.00	170,977.00	160,897.88

Account Number	Account Level Description	July 2017-18 Monthly Activity	2017-18 FYTD Activity	Encumbered Amount	2017-18 Revised Budget	2017-18 FYTD Unencumbered Bal
80R000 1121 0000 00 000000	CURRENT YR TORT LEVY	0.00	0.00	0.00	399,136.00	399,136.00
80R000 1122 0000 00 000000	PRIOR YR TORT LEVY	17,700.80	17,700.80	0.00	334,578.00	316,877.20
80R000 1210 0000 00 000000	MOBILE HOME PRV TAX	0.00	0.00	0.00	1,500.00	1,500.00
80R000 1510 0000 00 000000	INTEREST ON INVESTMENTS	399.28	399.28	0.00	700.00	300.72
80R000 1960 0000 00 000000	TIFF FLOW THRU	13,740.21	13,740.21	0.00	35,000.00	21,259.79
8-----	-----	31,840.29	31,840.29	0.00	770,914.00	739,073.71

Account Number	Account Level Description	July 2017-18 Monthly Activity	2017-18 FYTD Activity	Encumbered Amount	2017-18 Revised Budget	2017-18 FYTD Unencumbered Bal
90R000 1111 0000 00 000000	CURRENT YR LEVY	0.00	0.00	0.00	84,595.00	84,595.00
90R000 1112 0000 00 000000	FIRST PRIOR YR LEVY	3,810.29	3,810.29	0.00	70,982.00	67,171.71
90R000 1210 0000 00 000000	MOBILE HOME DISTRIBUTION	0.00	0.00	0.00	400.00	400.00
90R000 1510 0000 00 000000	INTEREST ON INVEST	364.63	364.63	0.00	4,000.00	3,635.37
90R000 1960 0000 00 000000	TIF FLOW THRU	2,957.77	2,957.77	0.00	8,500.00	5,542.23
9-----	-----	7,132.69	7,132.69	0.00	168,477.00	161,344.31

<u>Account Number</u>	<u>Account Level</u> <u>Description</u>	<u>July 2017-18</u> <u>Monthly Activity</u>	<u>2017-18</u> <u>FYTD Activity</u>	<u>Encumbered</u> <u>Amount</u>	<u>2017-18</u> <u>Revised Budget</u>	<u>2017-18 FYTD</u> <u>Unencumbered Bal</u>
Grand Revenue Totals		1,215,110.46	1,215,110.46	0.00	36,486,848.00	35,271,737.54

Number of Accounts: 120

***** End of report *****

Account Number	Account Level Description	July 2017-18 Monthly Activity	2017-18 FYTD Activity	Encumbered Amount	2017-18 Revised Budget	2017-18 FYTD Unencumbered Bal
10E000 1110 1100 00 000000	ELEM TEACHER SALARY	282,673.32	282,673.32	0.00	3,409,530.00	3,126,856.68
10E000 1110 1100 01 000000	KIDS CLUB SALARY	0.00	0.00	0.00	100,069.00	100,069.00
10E000 1110 1100 12 000000	BLAST Salaries	3,392.06	3,392.06	0.00	70,000.00	66,607.94
10E000 1110 1120 00 000000	ELEM COMP/SCI AIDE SALARY	1,586.24	1,586.24	0.00	19,027.00	17,440.76
10E000 1110 1200 00 000000	ELEM SUB TEACHERS	0.00	0.00	0.00	80,000.00	80,000.00
10E000 1110 1210 00 000000	ELEM SUB AIDES	0.00	0.00	0.00	500.00	500.00
10E000 1110 1220 00 000000	ELEM HOMEBOUND TCH	0.00	0.00	0.00	5,000.00	5,000.00
10E000 1110 2110 00 000000	ELEM BD PD RETIRE	103.80	103.80	0.00	545,879.00	545,775.20
10E000 1110 2110 01 000000	KIDS CLUB TRS	0.00	0.00	0.00	500.00	500.00
10E000 1110 2110 12 000000	BLAST TRS	0.00	0.00	0.00	2,000.00	2,000.00
10E000 1110 2200 00 000000	ELEM THIS	0.00	0.00	0.00	500.00	500.00
10E000 1110 2210 00 000000	ELEM BD PD LIFE	389.46	389.46	0.00	4,546.00	4,156.54
10E000 1110 2220 00 000000	ELEM BD PD HEALTH	35,683.12	35,683.12	0.00	417,689.00	382,005.88
10E000 1110 2220 12 000000	BLAST HEALTH INSURANCE	700.00	700.00	0.00	8,212.00	7,512.00
10E000 1110 2230 00 000000	ELEM BD PD DENTAL	208.90	208.90	0.00	4,144.00	3,935.10
10E000 1110 3100 12 000000	BLAST Purchased Services	38.01	38.01	0.00	29,000.00	28,961.99
10E000 1110 4100 01 000000	KIDS CLUB SUPPLIES	185.59	185.59	1,485.01	20,000.00	18,329.40
10E000 1110 4100 12 000000	BLAST Supplies	0.00	0.00	0.00	29,000.00	29,000.00
10E000 1150 1100 06 000000	TECH DIR SAL	10,245.70	10,245.70	0.00	120,000.00	109,754.30
10E000 1150 1200 06 000000	TEST ASSESS	3,990.96	3,990.96	0.00	10,000.00	6,009.04
10E000 1150 2110 06 000000	TRS	652.04	652.04	0.00	12,500.00	11,847.96
10E000 1150 2210 06 000000		-146.00	-146.00	0.00	0.00	146.00
10E000 1150 2220 06 000000	TECH DIR INS	700.00	700.00	0.00	7,542.00	6,842.00
10E000 1150 3100 06 000000	TECHNOLOGY - WEBSITE & APP	0.00	0.00	0.00	18,656.00	18,656.00
10E000 1150 3140 06 000000	TECH STAFF DEV	0.00	0.00	0.00	2,000.00	2,000.00
10E000 1150 3230 06 000000	TECH PURC SERV	39,277.82	39,277.82	14,230.40	124,292.00	70,783.78
10E000 1150 3600 06 000000	DISTRICT PRINTING	2,997.50	2,997.50	0.00	5,000.00	2,002.50
10E000 1150 4200 06 000000	DISTR TEXTBOOK/NEW	0.00	0.00	0.00	120,000.00	120,000.00
10E000 1150 4900 06 000000	DISTRICT TECHNOLOGY	793.93	793.93	2,308.96	125,000.00	121,897.11
10E000 1150 4910 06 000000	DISTRICT CURR SOFTWARE	0.00	0.00	0.00	10,000.00	10,000.00
10E000 1150 4920 06 000000	ERATE EQUIPMENT	13,257.38	13,257.38	0.00	30,228.00	16,970.62
10E000 1150 5520 00 000000	TECHNOLOGY - 5 YR CAP EQUIP	35,550.00	35,550.00	0.00	115,973.00	80,423.00
10E000 1150 6400 06 000000	FEES/COLLECTION AG	1,498.66	1,498.66	0.00	45,000.00	43,501.34
10E000 1150 7000 06 000000	TECH EQUIPMENT	18,176.00	18,176.00	4,119.00	5,000.00	-17,295.00
10E000 1150 7010 06 000000	DISTRICT EQUIPMENT	0.00	0.00	0.00	2,500.00	2,500.00
10E000 1150 7020 06 000000	DONATION EQUIPMENT	0.00	0.00	0.00	5,000.00	5,000.00
10E000 1220 1100 10 000000	SPEC ED SALARY	176,615.36	176,615.36	0.00	2,303,454.00	2,126,838.64
10E000 1220 1100 10 004600	EARLY CHILDHOOD SAL	1,583.34	1,583.34	0.00	19,000.00	17,416.66
10E000 1220 1110 10 000000	SP ED SUMMER SCH SAL	12,331.25	12,331.25	0.00	15,000.00	2,668.75
10E000 1220 1120 10 000000	SPEC ED AIDE SAL	56,066.76	56,066.76	0.00	650,479.00	594,412.24

Account Number	Account Level Description	July 2017-18 Monthly Activity	2017-18 FYTD Activity	Encumbered Amount	2017-18 Revised Budget	2017-18 FYTD Unencumbered Bal
10E000 1220 1120 10 004620	SPEC ED AIDE IDEA	38,011.16	38,011.16	0.00	456,134.00	418,122.84
10E000 1220 1140 10 004620	SPEC ED AIDE SEC	4,836.70	4,836.70	0.00	56,681.00	51,844.30
10E000 1220 1200 10 000000	SPEC ED TEACH SUBS	309.94	309.94	0.00	40,000.00	39,690.06
10E000 1220 1210 10 000000	SPEC ED AIDE SUBS	70.00	70.00	0.00	50,000.00	49,930.00
10E000 1220 1220 10 000000	SPEC ED HOMEBOUND	885.00	885.00	0.00	3,000.00	2,115.00
10E000 1220 2110 10 000000	SPEC ED TRS	1,991.45	1,991.45	0.00	286,238.00	284,246.55
10E000 1220 2210 10 000000	SPEC ED BD PD LIFE	340.00	340.00	0.00	5,173.00	4,833.00
10E000 1220 2210 10 004600	SPEC ED PREK FLOW THRU LIFE IN	0.00	0.00	0.00	255.00	255.00
10E000 1220 2210 10 004620	SPEC ED IDEA LIFE INSURANCE	553.00	553.00	0.00	6,092.00	5,539.00
10E000 1220 2220 10 000000	SPEC ED BD PD HEALTH	36,198.11	36,198.11	0.00	399,710.00	363,511.89
10E000 1220 2220 10 004600	SPEC ED PREK FLOW THRU HEALTH	700.00	700.00	0.00	6,875.00	6,175.00
10E000 1220 2220 10 004620	SPEC ED IDEA HEALTH	9,100.00	9,100.00	0.00	98,776.00	89,676.00
10E000 1220 2230 10 000000	SPEC ED BD PD DENTAL	435.48	435.48	0.00	5,305.00	4,869.52
10E000 1220 2230 10 004620	SPEC ED IDEA DENTAL	0.00	0.00	0.00	450.00	450.00
10E000 1220 3100 10 000000	SPEC ED PROF SERV	0.00	0.00	0.00	5,000.00	5,000.00
10E000 1220 3100 10 004620	IDEA INSTR PURCH SERV	0.00	0.00	0.00	16,500.00	16,500.00
10E000 1220 3320 10 000000	SPEC ED TRAV & RC	0.00	0.00	0.00	1,000.00	1,000.00
10E000 1220 3420 10 000000	SP ED PHONE	793.53	793.53	0.00	2,000.00	1,206.47
10E000 1220 4100 10 000000	SPEC ED GEN SUPP	187.49	187.49	846.00	20,000.00	18,966.51
10E000 1220 4100 10 004620	IDEA INSTR SUPPLIES	0.00	0.00	0.00	5,000.00	5,000.00
10E000 1220 6400 10 000000	SP ED DUES & FEES	0.00	0.00	0.00	500.00	500.00
10E000 1220 7000 10 000000	EQUIPMENT	8,390.00	8,390.00	0.00	2,000.00	-6,390.00
10E000 1240 1100 10 000000	MEDICAID MATCH SAL	0.00	0.00	0.00	9,000.00	9,000.00
10E000 1240 2110 10 000000	MEDICAID MATCH TRS	0.00	0.00	0.00	400.00	400.00
10E000 1240 3100 10 000000	MEDICAID MAT/PUR SERV	12.56	12.56	1,280.00	65,000.00	63,707.44
10E000 1240 4100 10 000000	MEDICAID MATCHING EXP	3,192.59	3,192.59	317.80	15,000.00	11,489.61
10E000 1240 7000 10 000000	MEDICARE MATCHING EQUIPMENT	0.00	0.00	0.00	1,000.00	1,000.00
10E000 1250 1100 00 004300	TITLE I IMP INSTR SAL	8,690.00	8,690.00	0.00	24,900.00	16,210.00
10E000 1250 2110 00 004300	TITLE I BD PD RETIRE	1,045.78	1,045.78	0.00	3,070.00	2,024.22
10E000 1250 2120 00 004300	FEDERAL TRS	0.00	0.00	0.00	27,669.00	27,669.00
10E000 1250 3320 00 004300	TITLE I STAFF DEVELOPMENT	0.00	0.00	0.00	26,000.00	26,000.00
10E000 1250 4100 00 004300	TITLE I CLASSROOM SUPPLIES	39.94	39.94	3,190.27	87,849.00	84,618.79
10E000 1252 1100 00 004932	TITLE II SALARIES	3,185.50	3,185.50	0.00	38,226.00	35,040.50
10E000 1252 2110 00 004932	TITLE II SALARIES (TR24)	0.00	0.00	0.00	4,713.00	4,713.00
10E000 1252 2120 00 004932	FEDERAL TRS	0.00	0.00	0.00	14,732.00	14,732.00
10E000 1252 2220 00 004932	TITLE II BD PD INSURANCE	700.00	700.00	0.00	8,212.00	7,512.00
10E000 1650 1100 00 000000	GIFTED SALARIES	3,529.10	3,529.10	0.00	42,349.00	38,819.90
10E000 1650 2110 00 000000	GIFTED BD PD RETIRE	0.00	0.00	0.00	5,222.00	5,222.00
10E000 1650 2220 00 000000	GIFTED INSURANCE	700.00	700.00	0.00	8,212.00	7,512.00
10E000 1650 4100 00 000000	DISTR/GIFT GEN SUPP	0.00	0.00	0.00	2,000.00	2,000.00

Account Number	Account Level Description	July 2017-18 Monthly Activity	2017-18 FYTD Activity	Encumbered Amount	2017-18 Revised Budget	2017-18 FYTD Unencumbered Bal
10E000 2130 1100 00 000000	HEALTH SALARY	4,976.94	4,976.94	0.00	57,919.00	52,942.06
10E000 2130 1120 00 000000	DIABETIC CARE AIDES	423.33	423.33	0.00	5,000.00	4,576.67
10E000 2130 2220 00 000000	BD PD HLTH INS	700.00	700.00	0.00	7,542.00	6,842.00
10E000 2130 4100 00 000000	HEALTH SERV GEN SUP	0.00	0.00	0.00	1,000.00	1,000.00
10E000 2130 4110 00 000000	HEALTH HEP B SHOTS	0.00	0.00	0.00	1,000.00	1,000.00
10E000 2130 7000 00 000000	HEALTH NON-CAP EQUIPMENT	1,678.00	1,678.00	0.00	0.00	-1,678.00
10E000 2150 1100 00 000000	SPEECH SALARY	20,308.44	20,308.44	0.00	243,701.00	223,392.56
10E000 2150 2110 00 000000	SPEECH BD PD RETIRE	0.00	0.00	0.00	25,516.00	25,516.00
10E000 2150 2210 00 000000	SPEECH HEALTH	92.02	92.02	0.00	700.00	607.98
10E000 2150 2220 00 000000	SPEECH BD PD HEALTH	1,462.70	1,462.70	0.00	25,422.00	23,959.30
10E000 2210 1000 00 000000	STAFF DEV/IMP INST/SAL	0.00	0.00	0.00	16,000.00	16,000.00
10E000 2210 1200 00 000000	REIMBURSABLE SUBS	330.00	330.00	0.00	4,000.00	3,670.00
10E000 2210 1200 00 004300	TITLE I STAFF DEV SUBS	0.00	0.00	0.00	13,950.00	13,950.00
10E000 2210 1200 00 004620	PART B IMPR INSTR SAL(SUBS)	0.00	0.00	0.00	3,200.00	3,200.00
10E000 2210 1210 00 000000	STAFF DEVELOPMENT SUBS	0.00	0.00	0.00	28,000.00	28,000.00
10E000 2210 2110 00 000000	STAFF DEV/TRS	0.00	0.00	0.00	5,918.00	5,918.00
10E000 2210 2110 00 004300	TITLE I STAFF DEV SUBS (TRNEC)	0.00	0.00	0.00	1,720.00	1,720.00
10E000 2210 2200 00 000000	STAFF DEV/IMP INST/THIS	0.00	0.00	0.00	10.00	10.00
10E000 2210 3100 00 004620	PART B IMP INSTR PUR SERV	0.00	0.00	0.00	25,051.00	25,051.00
10E000 2210 3140 00 000000	STAFF DEV/IMP INST/PURCH SERV	958.03	958.03	0.00	38,000.00	37,041.97
10E000 2210 3320 00 003215	CTE TRAVEL	0.00	0.00	0.00	500.00	500.00
10E000 2210 4100 00 000000	STAFF DEV/IMP INST/SUPP	0.00	0.00	0.00	7,000.00	7,000.00
10E000 2210 4100 00 004620	PART B/SUPPLIES	0.00	0.00	0.00	500.00	500.00
10E000 2210 4160 00 000000	DONATION SUPPLIES	0.00	0.00	0.00	20,000.00	20,000.00
10E000 2220 1100 00 000000	ELEM LIBRARY SALARY	14,084.78	14,084.78	0.00	122,009.00	107,924.22
10E000 2220 1120 00 000000	LIBRARY AIDE SALARY	1,680.28	1,680.28	0.00	19,915.00	18,234.72
10E000 2220 1200 00 000000	LIBRARY SUBS	0.00	0.00	0.00	5,000.00	5,000.00
10E000 2220 2110 00 000000	JH LIBRARY TRS	0.00	0.00	0.00	24,214.00	24,214.00
10E000 2220 2200 00 000000	JH LIBRARY THIS	0.00	0.00	0.00	4,302.00	4,302.00
10E000 2220 2210 00 000000	BD PD LIBRARY LIFE	268.68	268.68	0.00	1,825.00	1,556.32
10E000 2220 2220 00 000000	LIBRARY BD PD HEALTH	1,680.00	1,680.00	0.00	13,334.00	11,654.00
10E000 2220 3230 00 000000	AV REPAIR & MAINT	0.00	0.00	0.00	1,000.00	1,000.00
10E000 2220 3250 00 000000	ON LINE SUPPORT SERVICES	3,637.50	3,637.50	0.00	3,500.00	-137.50
10E000 2220 4110 00 000000	AV PROJECTION BULBS	0.00	0.00	0.00	5,000.00	5,000.00
10E000 2220 4300 00 000000	STATE FLOW THRU LIB	38.76	38.76	130.83	1,808.00	1,638.41
10E000 2230 3100 00 004620	IDEA PART B PURC SERV	0.00	0.00	0.00	500.00	500.00
10E000 2230 4100 00 000000	ASSESSMENT & TESTING SUPPLIES	32,450.00	32,450.00	10,285.00	45,000.00	2,265.00
10E000 2300 2220 00 004300	TITLE I HEALTH	0.00	0.00	0.00	624.00	624.00
10E000 2310 1130 00 000000	BD OF ED TREASURER	291.68	291.68	0.00	3,500.00	3,208.32
10E000 2310 1140 00 000000	BD OF ED SECRETARY	0.00	0.00	0.00	4,000.00	4,000.00

Account Number	Account Level Description	July 2017-18 Monthly Activity	2017-18 FYTD Activity	Encumbered Amount	2017-18 Revised Budget	2017-18 FYTD Unencumbered Bal
10E000 2310 3110 00 000000	FINANCIAL MNGMT SERVICE	9,500.00	9,500.00	0.00	9,000.00	-500.00
10E000 2310 3170 00 000000	AUDIT SERVICES	0.00	0.00	17,300.00	25,000.00	7,700.00
10E000 2310 3180 00 000000	LEGAL SERVICES	0.00	0.00	0.00	2,500.00	2,500.00
10E000 2310 3320 00 000000	BD OF ED TRAVEL	6,164.55	6,164.55	0.00	13,000.00	6,835.45
10E000 2310 3500 00 000000	ADVERTISING	654.89	654.89	0.00	6,500.00	5,845.11
10E000 2310 4100 00 000000	BOARD SUPPLIES	5,110.66	5,110.66	43.84	6,250.00	1,095.50
10E000 2310 6400 00 000000	BD DUES & FEES	7,069.00	7,069.00	0.00	10,900.00	3,831.00
10E000 2320 1100 00 000000	SUPT SALARY	17,063.34	17,063.34	0.00	179,155.00	162,091.66
10E000 2320 1110 00 000000	ASST SUPT SALARY	18,038.46	18,038.46	0.00	111,461.00	93,422.54
10E000 2320 1140 00 000000	SUPT SECRETARY SAL	4,108.34	4,108.34	0.00	48,256.00	44,147.66
10E000 2320 2110 00 000000	TRS	4,489.95	4,489.95	0.00	35,833.00	31,343.05
10E000 2320 2220 00 000000	BD PD HEALTH	2,100.00	2,100.00	0.00	24,011.00	21,911.00
10E000 2320 2230 00 000000	BD PD DENTAL	132.42	132.42	0.00	0.00	-132.42
10E000 2320 3150 00 000000	CONSULTANTS	0.00	0.00	0.00	500.00	500.00
10E000 2320 3320 00 000000	SUPT TRAV & REL COST	823.90	823.90	0.00	3,000.00	2,176.10
10E000 2320 3400 00 000000	SUPT POSTAGE	0.00	0.00	0.00	300.00	300.00
10E000 2320 3420 00 000000	DIST ADMIN TELEPHONE	1,490.39	1,490.39	0.00	5,000.00	3,509.61
10E000 2320 4100 00 000000	SUPT GEN SUPP	0.00	0.00	176.55	5,700.00	5,523.45
10E000 2320 6400 00 000000	SUPT DUES & FEES	1,780.85	1,780.85	0.00	2,000.00	219.15
10E000 2320 7000 00 000000	EQUIPMENT	3,356.00	3,356.00	0.00	1,500.00	-1,856.00
10E000 2410 1140 00 000000	PRINCIPAL SECY SAL	30,725.96	30,725.96	0.00	337,858.00	307,132.04
10E000 2410 1260 00 000000	SECRETARY SUB	892.32	892.32	0.00	15,000.00	14,107.68
10E000 2410 2210 00 000000	PRIN SEC LIFE INS	261.08	261.08	0.00	3,605.00	3,343.92
10E000 2410 2220 00 000000	BD PD MEDICAL	4,875.34	4,875.34	0.00	46,618.00	41,742.66
10E000 2410 2230 00 000000	BD PD DENTAL	114.70	114.70	0.00	2,871.00	2,756.30
10E000 2410 3110 00 000000	EVALUATION SOFTWARE	8,853.37	8,853.37	0.00	9,840.00	986.63
10E000 2410 3320 00 000000	PRINC TRAV & RC	1,541.73	1,541.73	300.49	10,000.00	8,157.78
10E000 2410 3420 00 000000	PRINCIPALS TELEP	3,043.60	3,043.60	0.00	30,000.00	26,956.40
10E000 2410 4100 00 000000	PRINCIPAL SUPPLIES	137.15	137.15	0.00	6,000.00	5,862.85
10E000 2410 6400 00 000000	PRINCIPALS DUES & FEE	2,014.00	2,014.00	0.00	4,000.00	1,986.00
10E000 2410 7000 00 000000	PRINCIPALS EQUIPMENT	13,424.00	13,424.00	0.00	7,000.00	-6,424.00
10E000 2520 1100 00 000000	BUS SERVICES SALARY	22,327.66	22,327.66	0.00	261,154.00	238,826.34
10E000 2520 2110 00 000000	BUS SERVICES SALARY (TRAD)	1,012.46	1,012.46	0.00	11,376.00	10,363.54
10E000 2520 2210 00 000000	ADMIN LIFE	415.00	415.00	0.00	7,616.00	7,201.00
10E000 2520 2220 00 000000	BD PD HEALTH	2,800.00	2,800.00	0.00	32,848.00	30,048.00
10E000 2520 3230 00 000000	ACCT REPAIR & MAINT	35,165.52	35,165.52	0.00	23,000.00	-12,165.52
10E000 2520 3320 00 000000	ACCT TRAVEL & REL CO	0.00	0.00	0.00	2,500.00	2,500.00
10E000 2520 3400 00 000000	POSTAGE	-75.35	-75.35	1,266.24	4,000.00	2,809.11
10E000 2520 4100 00 000000	ACCT GEN SUPPLIES	451.44	451.44	13.87	14,541.00	14,075.69
10E000 2520 5400 00 000000	ACCT C/O REPLAC	0.00	0.00	0.00	3,000.00	3,000.00

Account Number	Account Level Description	July 2017-18 Monthly Activity	2017-18 FYTD Activity	Encumbered Amount	2017-18 Revised Budget	2017-18 FYTD Unencumbered Bal
10E000 2520 7000 00 000000	EQUIPMENT	1,678.00	1,678.00	0.00	3,000.00	1,322.00
10E000 2560 1120 00 000000	LUNCHRM AIDE SALARY	0.00	0.00	0.00	61,117.00	61,117.00
10E000 2560 1170 00 000000	CAFETERIA SALARY	0.00	0.00	0.00	48,511.00	48,511.00
10E000 2560 3230 00 000000	CAFE REPAIR & MAINT	2,298.00	2,298.00	0.00	7,000.00	4,702.00
10E000 2560 4110 00 000000	CAFE FOOD	6,029.06	6,029.06	0.00	750,000.00	743,970.94
10E000 2560 4120 00 000000	CAFE OTHER	3.00	3.00	0.00	10,000.00	9,997.00
10E000 2560 5410 00 000000	CAFE CAP OUTLAY NEW	0.00	0.00	0.00	5,000.00	5,000.00
10E000 2560 5420 00 000000	CAFE CAP OUT/REPLAC	0.00	0.00	0.00	15,000.00	15,000.00
10E000 2560 7000 00 000000	FOOD SERVICE EQUIPMENT	0.00	0.00	0.00	5,000.00	5,000.00
10E000 2900 4100 00 004300	TITLE I HOMELESS SUPPLIES	0.00	0.00	0.00	750.00	750.00
10E000 3000 4100 06 001995	COMMUNITY SPONSORSHIP SUPPLIES	500.00	500.00	0.00	2,000.00	1,500.00
10E000 3000 5000 06 001995	COMMUNITY SPONSORSHIP CAP OUT	0.00	0.00	0.00	8,000.00	8,000.00
10E000 3000 7000 06 001995	COMMUNITY SPONSORSHIP EQUIP	0.00	0.00	0.00	2,000.00	2,000.00
10E000 ---- ---- -- -----		1,127,880.46	1,127,880.46	57,294.26	13,369,714.00	12,184,539.28
10E001 1130 1100 00 000000	HS TEACHER SALARY	166,591.54	166,591.54	0.00	1,965,495.00	1,798,903.46
10E001 1130 1110 00 000000	HS SPONSORSHIP	5,416.00	5,416.00	0.00	63,854.00	58,438.00
10E001 1130 1200 00 000000	HS SUB	0.00	0.00	0.00	50,000.00	50,000.00
10E001 1130 2110 00 000000	HS BD PD RETIRE	353.22	353.22	0.00	269,281.00	268,927.78
10E001 1130 2220 00 000000	HS BD PD HEALTH	25,200.00	25,200.00	0.00	281,075.00	255,875.00
10E001 1130 2230 00 000000	HS BD PD DENTAL	132.42	132.42	0.00	1,608.00	1,475.58
10E001 1130 3230 00 000000	HS REPAIR & MAINT	2,376.30	2,376.30	150.00	13,000.00	10,473.70
10E001 1130 4100 00 000000	HS GEN SUPP	104.70	104.70	1,865.37	65,852.00	63,881.93
10E001 1130 4110 09 000000	HS ART SUPPLIES	0.00	0.00	0.00	3,758.00	3,758.00
10E001 1130 4120 00 000000	PE SUPPLIES	0.00	0.00	2,141.18	3,400.00	1,258.82
10E001 1130 4200 00 000000	HS TEXTBOOK MAINT	0.00	0.00	0.00	35,000.00	35,000.00
10E001 1400 4100 00 003215	CTE SUPPLIES	49.50	49.50	0.00	14,069.00	14,019.50
10E001 1400 4140 00 003215	CTE CURR/SUPPL MATERIAL	0.00	0.00	0.00	1,000.00	1,000.00
10E001 1400 7000 00 003215	CTE EQUIPMENT	0.00	0.00	0.00	2,000.00	2,000.00
10E001 1410 1100 00 000000	F/C STUDIES TEACHER SAL	7,740.00	7,740.00	0.00	92,880.00	85,140.00
10E001 1410 2110 00 000000	F/C STUDIES BD PD RETIRE	0.00	0.00	0.00	11,452.00	11,452.00
10E001 1410 2210 00 000000	F/C STUDIES LIFE INSURANCE	50.00	50.00	0.00	0.00	-50.00
10E001 1410 2220 00 000000	F/C STUDIES BD PD HEALTH	700.00	700.00	0.00	8,212.00	7,512.00
10E001 1420 1100 08 000000	AG TEACHER SALARY	4,763.60	4,763.60	0.00	57,163.00	52,399.40
10E001 1420 2110 08 000000	AG BD PD RETIRE	0.00	0.00	0.00	7,048.00	7,048.00
10E001 1420 2220 08 000000	AG TEACHER HEALTH	700.00	700.00	0.00	8,212.00	7,512.00
10E001 1420 3320 08 000000	AG TRAVEL	0.00	0.00	0.00	100.00	100.00
10E001 1420 4110 08 000000	AGR GRANT INTR SUPPLIES	0.00	0.00	0.00	2,189.00	2,189.00
10E001 1440 1100 00 000000	BUSINESS ED SALARY	5,961.92	5,961.92	0.00	71,543.00	65,581.08
10E001 1440 2110 00 000000	BUSINESS ED TRS	0.00	0.00	0.00	8,821.00	8,821.00

Account Number	Account Level Description	July 2017-18 Monthly Activity	2017-18 FYTD Activity	Encumbered Amount	2017-18 Revised Budget	2017-18 FYTD Unencumbered Bal
10E001 1440 2220 00 000000	BUS ED BD PD HEALTH	700.00	700.00	0.00	8,212.00	7,512.00
10E001 1450 1100 00 000000	IND ARTS SALARY	8,103.28	8,103.28	0.00	97,239.00	89,135.72
10E001 1450 2110 00 000000	IND ARTS BD TRS	0.00	0.00	0.00	11,990.00	11,990.00
10E001 1450 2220 00 000000	IND ARTS HEALTH	1,400.00	1,400.00	0.00	16,424.00	15,024.00
10E001 1501 1100 04 000000	MUSIC SALARIES	28,912.04	28,912.04	0.00	338,465.00	309,552.96
10E001 1501 2110 04 000000	MUSIC BD PD RETIRE	0.00	0.00	0.00	41,733.00	41,733.00
10E001 1501 2220 04 000000	MUSIC BD PD HEALTH	4,338.70	4,338.70	0.00	44,697.00	40,358.30
10E001 1501 3140 04 000000	CONTRACTUAL SERV	6,000.00	6,000.00	0.00	9,500.00	3,500.00
10E001 1501 3230 04 000000	MUSIC REPAIR & MAINT	0.00	0.00	0.00	1,900.00	1,900.00
10E001 1501 3240 04 000000	PIANO TUNING	0.00	0.00	0.00	1,050.00	1,050.00
10E001 1501 4100 04 000000	CHORAL UNIF	0.00	0.00	0.00	1,260.00	1,260.00
10E001 1501 4110 04 000000	HS BAND SUPPLY	546.45	546.45	0.00	3,000.00	2,453.55
10E001 1501 4120 04 000000	HS CHORAL SUPPLY	0.00	0.00	0.00	2,070.00	2,070.00
10E001 1501 4160 04 000000	MARCHING BAND SUPP	1,860.00	1,860.00	0.00	4,000.00	2,140.00
10E001 1501 5400 04 000000	BAND 5-12 CAP OUT	0.00	0.00	0.00	7,350.00	7,350.00
10E001 1501 6400 04 000000	MUSIC DUES & FEES	0.00	0.00	0.00	3,600.00	3,600.00
10E001 1510 1230 02 000000	HS COACHING SALARY	10,721.30	10,721.30	0.00	213,382.00	202,660.70
10E001 1510 2110 02 000000	HS COACH BD PD RETIRE	0.00	0.00	0.00	16,263.00	16,263.00
10E001 1510 2220 02 000000	HS COACH HEALTH	0.00	0.00	0.00	1,245.00	1,245.00
10E001 1510 3190 02 000000	HS OFFICIALS	0.00	0.00	6,500.00	22,000.00	15,500.00
10E001 1510 3320 02 000000	COACHING TRAVEL & RC	0.00	0.00	0.00	1,250.00	1,250.00
10E001 1510 4100 02 000000	HS ATH GEN SUPP	465.98	465.98	3,970.50	12,125.00	7,688.52
10E001 1510 4110 02 000000	HS CHEERLEADING SUP	0.00	0.00	0.00	400.00	400.00
10E001 1520 4100 02 000000	HS FOOTBALL GEN SUP	0.00	0.00	0.00	2,000.00	2,000.00
10E001 1520 4110 02 000000	HS BASKETBALL GEN S	0.00	0.00	0.00	1,000.00	1,000.00
10E001 1520 4120 02 000000	HS WRESTLING GEN SU	0.00	0.00	0.00	1,500.00	1,500.00
10E001 1520 4130 02 000000	HS TRACK GEN SUPP	0.00	0.00	0.00	1,500.00	1,500.00
10E001 1520 4140 02 000000	HS BOYS X CTRY GEN SU	0.00	0.00	785.00	1,000.00	215.00
10E001 1520 4150 02 000000	HS GIRLS X CTRY GEN SUPPLIES	0.00	0.00	1,185.00	1,000.00	-185.00
10E001 1520 4160 02 000000	HS BASEBALL GEN SUP	0.00	0.00	0.00	1,750.00	1,750.00
10E001 1520 4170 02 000000	HS BOYS GOLF GEN SUPP	0.00	0.00	1,435.00	750.00	-685.00
10E001 1520 4180 02 000000	HS BOYS SOCCER GEN	0.00	0.00	200.00	1,000.00	800.00
10E001 1520 4190 02 000000	HS GIRLS GOLF SUPPLIES	0.00	0.00	810.00	750.00	-60.00
10E001 1530 4100 02 000000	HS GIRLS VOLLB GEN S	0.00	0.00	915.00	1,000.00	85.00
10E001 1530 4110 02 000000	HS GIRLS BASKETB GEN	0.00	0.00	0.00	1,000.00	1,000.00
10E001 1530 4120 02 000000	HS GIRLS SOFTBALL GE	0.00	0.00	0.00	1,500.00	1,500.00
10E001 1530 4130 02 000000	HS GIRLS TRACK GEN S	0.00	0.00	0.00	1,500.00	1,500.00
10E001 1530 4140 02 000000	HS GIRLS SOCCER GEN	0.00	0.00	0.00	1,000.00	1,000.00
10E001 1530 4150 02 000000	HS DANCE TEAM	0.00	0.00	0.00	400.00	400.00
10E001 1530 4180 02 000000	CHESS CLUB	0.00	0.00	0.00	100.00	100.00

Account Number	Account Level Description	July 2017-18 Monthly Activity	2017-18 FYTD Activity	Encumbered Amount	2017-18 Revised Budget	2017-18 FYTD Unencumbered Bal
10E001 1530 4190 02 000000	SCHOLASTIC BOWL	0.00	0.00	0.00	350.00	350.00
10E001 1560 3190 02 000000	INTRAMURAL OFFICIALS	0.00	0.00	0.00	1,200.00	1,200.00
10E001 1590 6400 02 000000	DUES AND FEES	0.00	0.00	0.00	2,200.00	2,200.00
10E001 1600 1100 00 000000	SUMMER SCHOOL HS	8,775.00	8,775.00	0.00	18,042.00	9,267.00
10E001 1600 2110 00 000000	HS SUMMER SCHOOL HS TRS	884.04	884.04	0.00	800.00	-84.04
10E001 1600 4100 00 000000	SUMMER SCH SUPP	0.00	0.00	955.00	4,000.00	3,045.00
10E001 1700 1100 00 000000	DR ED CLASSROOM SALARY	0.00	0.00	0.00	12,000.00	12,000.00
10E001 1700 1110 00 000000	DR ED BTW SALARY	10,560.00	10,560.00	0.00	36,000.00	25,440.00
10E001 1700 2110 00 000000	DR ED TRS	1,184.57	1,184.57	0.00	5,918.00	4,733.43
10E001 1700 2210 00 000000	DR ED LIFE INSURANCE	0.00	0.00	0.00	73.00	73.00
10E001 1700 3230 00 000000	DR ED EQUIP REP & MAI	0.00	0.00	0.00	500.00	500.00
10E001 1700 4100 00 000000	DR ED CLASSROOM SUP	0.00	0.00	0.00	50.00	50.00
10E001 1900 8000 00 000000	ALTERNATIVE ED TUIT	0.00	0.00	0.00	40,000.00	40,000.00
10E001 1912 8000 10 000000	SPEC ED TUIT	0.00	0.00	0.00	750,000.00	750,000.00
10E001 1917 8000 07 000000	CH/FD VO-ED CO-OP	0.00	0.00	0.00	3,200.00	3,200.00
10E001 2120 1100 00 000000	GUIDANCE SALARY	12,825.56	12,825.56	0.00	153,893.00	141,067.44
10E001 2120 1140 00 000000	GUIDANCE ASSISTANT	6,903.64	6,903.64	0.00	80,751.00	73,847.36
10E001 2120 2110 00 000000	GUID BD PD RETIRE	0.00	0.00	0.00	18,975.00	18,975.00
10E001 2120 2210 00 000000	GUIDANCE LIFE INSURANCE	61.50	61.50	0.00	0.00	-61.50
10E001 2120 2220 00 000000	GUID BD PD HEALTH	1,400.00	1,400.00	0.00	16,698.00	15,298.00
10E001 2120 2230 00 000000	GUIDANCE DENTAL INSURANCE	132.42	132.42	0.00	0.00	-132.42
10E001 2120 4100 00 000000	GUIDANCE TESTING SU	0.00	0.00	0.00	2,000.00	2,000.00
10E001 2220 1100 00 000000	HS LIBRARY SALARY	4,078.24	4,078.24	0.00	48,939.00	44,860.76
10E001 2220 2110 00 000000	HS LIBRARY TRS	0.00	0.00	0.00	6,034.00	6,034.00
10E001 2220 2220 00 000000	HS LIBRARY HEALTH	700.00	700.00	0.00	8,212.00	7,512.00
10E001 2220 4100 00 000000	HS LIBR GEN SUPP	0.00	0.00	6,383.57	10,932.00	4,548.43
10E001 2410 1100 00 000000	HS PRINCIPALS SALARIES	9,732.50	9,732.50	0.00	114,500.00	104,767.50
10E001 2410 1110 00 000000	ASST HS PRINCIPAL SAL	15,654.02	15,654.02	0.00	182,974.00	167,319.98
10E001 2410 2110 00 000000	HS PRINCIPAL TRS	3,247.26	3,247.26	0.00	36,679.00	33,431.74
10E001 2410 2220 00 000000	HS PRINCIPAL HEALTH	3,500.00	3,500.00	0.00	41,060.00	37,560.00
10E001 2410 3400 00 000000	HS PRINC POSTAGE	33.81	33.81	0.00	8,500.00	8,466.19
10E001 2410 3400 02 000000	HS ATH/CURR POSTAGE	0.00	0.00	0.00	300.00	300.00
10E001 ---- ---- -- -----		362,859.51	362,859.51	27,295.62	5,519,697.00	5,129,541.87
10E002 1120 1100 00 000000	JH TEACHER SALARY	144,792.98	144,792.98	0.00	1,723,379.00	1,578,586.02
10E002 1120 1110 00 000000	JH SPONSORSHIP	1,826.76	1,826.76	0.00	21,733.00	19,906.24
10E002 1120 1200 00 000000	JH SUB TEACHERS	0.00	0.00	0.00	20,000.00	20,000.00
10E002 1120 1230 00 000000	JH STUDY HALL SUPV	0.00	0.00	0.00	5,000.00	5,000.00
10E002 1120 2110 00 000000	JH TEACHER TRS	0.00	0.00	0.00	184,809.00	184,809.00
10E002 1120 2200 00 000000	JH THIS	0.00	0.00	0.00	38.00	38.00

Account Number	Account Level Description	July 2017-18 Monthly Activity	2017-18 FYTD Activity	Encumbered Amount	2017-18 Revised Budget	2017-18 FYTD Unencumbered Bal
10E002 1120 2210 00 000000	JH BD PD LIFE INS	39.50	39.50	0.00	741.00	701.50
10E002 1120 2220 00 000000	JH BD PD HEALTH	21,874.78	21,874.78	0.00	230,639.00	208,764.22
10E002 1120 3230 00 000000	JH REPAIR & MAINT	1,945.98	1,945.98	0.00	7,400.00	5,454.02
10E002 1120 3320 00 000000	JH TEA TRAV & REL CO	0.00	0.00	0.00	200.00	200.00
10E002 1120 4100 00 000000	JH GEN SUPP	2,180.30	2,180.30	1,188.54	34,453.00	31,084.16
10E002 1120 4100 09 000000	JH ART SUPPLIES	2,759.81	2,759.81	296.67	3,308.00	251.52
10E002 1120 4120 00 000000	JH PE SUPPLIES	3,203.28	3,203.28	0.00	1,000.00	-2,203.28
10E002 1120 4200 00 000000	JH TEXTBOOK MAINT	2,050.44	2,050.44	0.00	20,000.00	17,949.56
10E002 1501 2110 04 000000	JH MUSIC TRS	0.00	0.00	0.00	79.00	79.00
10E002 1501 4100 04 000000	JH MUSIC CHORAL SUPP	0.00	0.00	0.00	1,110.00	1,110.00
10E002 1501 4110 04 000000	JH BAND SUPP	0.00	0.00	0.00	500.00	500.00
10E002 1540 1230 02 000000	JH COACHING SALARY	4,363.74	4,363.74	0.00	85,181.00	80,817.26
10E002 1540 2110 02 000000	JH COACH BD PD RETIRE	0.00	0.00	0.00	10,503.00	10,503.00
10E002 1540 2220 02 000000	JH COACH HEALTH	61.98	61.98	0.00	593.00	531.02
10E002 1540 3190 02 000000	JH OFFICIALS	0.00	0.00	0.00	6,000.00	6,000.00
10E002 1540 4100 02 000000	JH ATH GEN SUPP	615.71	615.71	1,036.42	5,730.00	4,077.87
10E002 1540 4110 02 000000	JR HIGH CHEERLEADING	0.00	0.00	0.00	200.00	200.00
10E002 1600 1100 00 000000	SUMMER SCHOOL JH	0.00	0.00	0.00	3,000.00	3,000.00
10E002 1600 2110 00 000000	SUMMER SCHOOL JH TRS	0.00	0.00	0.00	370.00	370.00
10E002 2220 1100 00 000000	JH LIBRARY SALARY	4,506.82	4,506.82	0.00	55,317.00	50,810.18
10E002 2220 2110 00 000000	JH LIBRARY TRS	0.00	0.00	0.00	5,792.00	5,792.00
10E002 2220 2210 00 000000	JH LIBRARY LIFE INSURANCE	52.00	52.00	0.00	489.00	437.00
10E002 2220 2220 00 000000	JH LIBRARY HEALTH	0.00	0.00	0.00	1,337.00	1,337.00
10E002 2220 4100 00 000000	JH LIBR GEN SUPP	0.00	0.00	0.00	7,613.00	7,613.00
10E002 2410 1100 00 000000	JH PRINCIPALS SALARIES	14,238.76	14,238.76	0.00	166,376.00	152,137.24
10E002 2410 2110 00 000000	JH PRINCIPAL TRS	1,821.32	1,821.32	0.00	20,514.00	18,692.68
10E002 2410 2220 00 000000	JH PRINCIPAL HEALTH	1,400.00	1,400.00	0.00	16,424.00	15,024.00
10E002 2410 3400 00 000000	JH PRINC POSTAGE	4.52	4.52	0.00	5,000.00	4,995.48
10E002 ---- ---- -- -----		207,738.68	207,738.68	2,521.63	2,644,828.00	2,434,567.69
10E003 1110 3230 00 000000	REPAIR & MAINT/LT	1,617.95	1,617.95	0.00	3,000.00	1,382.05
10E003 1110 4100 00 000000	LT GEN SUPP	8,559.48	8,559.48	7,058.08	26,779.00	11,161.44
10E003 1110 4100 09 000000	ELEM ART SUPP/LT	0.00	0.00	357.66	3,128.00	2,770.34
10E003 1110 4120 00 000000	ELEM PE/LT	0.00	0.00	0.00	700.00	700.00
10E003 1110 4200 00 000000	LT TEXTBOOK MAINT	665.39	665.39	5,641.05	30,000.00	23,693.56
10E003 1250 1120 00 004300	TITLE I AIDE SALARIES - LT	1,107.56	1,107.56	0.00	0.00	-1,107.56
10E003 1501 4100 04 000000	ELEM MUSIC GEN/LT	0.00	0.00	0.00	630.00	630.00
10E003 2220 4100 00 000000	LT LIBR GEN SUPP	0.00	0.00	0.00	7,703.00	7,703.00
10E003 2410 1100 00 000000	LT PRINCIPAL SALARY	15,368.10	15,368.10	0.00	180,513.00	165,144.90
10E003 2410 2110 00 000000	LT PRINCIPAL TRS	1,965.74	1,965.74	0.00	22,257.00	20,291.26

Account Number	Account Level Description	July 2017-18 Monthly Activity	2017-18 FYTD Activity	Encumbered Amount	2017-18 Revised Budget	2017-18 FYTD Unencumbered Bal
10E003 2410 2220 00 000000	LT PRINCIPAL HEALTH	1,400.00	1,400.00	0.00	16,424.00	15,024.00
10E003 2410 3400 00 000000	LT PRINC POSTAGE	5.33	5.33	0.00	700.00	694.67
10E003 ---- ---- -- -----		30,689.55	30,689.55	13,056.79	291,834.00	248,087.66
10E004 1110 3230 00 000000	REPAIR & MAINT/SANG	1,307.92	1,307.92	0.00	2,000.00	692.08
10E004 1110 4100 00 000000	SANG GEN SUPP	-1,226.08	-1,226.08	6,954.06	18,309.00	12,581.02
10E004 1110 4100 09 000000	ELEM ART SUPP/SANG	0.00	0.00	0.00	2,237.00	2,237.00
10E004 1110 4120 00 000000	ELEM PE/SANG	0.00	0.00	0.00	250.00	250.00
10E004 1110 4200 00 000000	SANG TEXTBOOK MAINT	-40.47	-40.47	658.38	27,000.00	26,382.09
10E004 1250 1100 00 004300	TITLE I SAL/SANG	6,981.20	6,981.20	0.00	71,792.00	64,810.80
10E004 1250 2110 00 004300	TITLE I SANGAMON TRS	0.00	0.00	0.00	8,852.00	8,852.00
10E004 1250 2220 00 004300	TITLE I SANGAMON HEALTH	700.00	700.00	0.00	8,212.00	7,512.00
10E004 1501 4100 04 000000	ELEM MUSIC GEN SANG	0.00	0.00	0.00	630.00	630.00
10E004 2220 4100 00 000000	SANG LIBR GEN SUPP	0.00	0.00	245.73	4,788.00	4,542.27
10E004 2410 1100 00 000000	SANGAMON PRINC SAL	7,500.00	7,500.00	0.00	123,713.00	116,213.00
10E004 2410 2110 00 000000	SANGAMON PRINCIPAL TRS	959.34	959.34	0.00	15,254.00	14,294.66
10E004 2410 2220 00 000000	SANGAMON PRINCIPAL HEALTH	0.00	0.00	0.00	8,212.00	8,212.00
10E004 2410 3400 00 000000	SANG PRINC POSTAGE	0.00	0.00	0.00	500.00	500.00
10E004 ---- ---- -- -----		16,181.91	16,181.91	7,858.17	291,749.00	267,708.92
10E005 1110 3230 00 000000	REPAIR & MAINT/MT	791.74	791.74	0.00	1,000.00	208.26
10E005 1110 3320 00 000000	MT TEA TRAV & REL CO	0.00	0.00	0.00	300.00	300.00
10E005 1110 4100 00 000000	MT GEN SUPP	140.80	140.80	424.75	12,950.00	12,384.45
10E005 1110 4100 09 000000	ELEM ART SUPP/MT	0.00	0.00	0.00	1,069.00	1,069.00
10E005 1110 4100 11 000000	FULL-DAY KND START-UP SUPPLIES	69.00	69.00	1,975.15	10,000.00	7,955.85
10E005 1110 4200 00 000000	MT TEXTBOOK MAINT	0.00	0.00	0.00	10,000.00	10,000.00
10E005 1501 4100 04 000000	ELEM MUSIC GEN/MT	0.00	0.00	0.00	500.00	500.00
10E005 2220 4100 00 000000	MT LIBR GEN SUPP	0.00	0.00	0.00	2,971.00	2,971.00
10E005 2410 1100 00 000000	MT PRINCIPAL SALARY	7,640.10	7,640.10	0.00	89,445.00	81,804.90
10E005 2410 2110 00 000000	MT PRINCIPAL TRS	977.26	977.26	0.00	11,029.00	10,051.74
10E005 2410 2220 00 000000	MT PRINCIPAL HEALTH	700.00	700.00	0.00	8,212.00	7,512.00
10E005 2410 3400 00 000000	MT PRINC POSTAGE	8.55	8.55	0.00	700.00	691.45
10E005 2410 4100 00 000000	MT OFFICE SUPPLIES	0.00	0.00	0.00	750.00	750.00
10E005 ---- ---- -- -----		10,327.45	10,327.45	2,399.90	148,926.00	136,198.65
10E007 3200 4900 00 000000	CAIR EQUIPMENT	0.00	0.00	0.00	3,000.00	3,000.00
10E007 3200 5400 00 000000	CAIR CAPITAL OUTLAY	0.00	0.00	0.00	3,000.00	3,000.00
10E007 3200 7000 00 000000	CAIR EQUIPMENT	0.00	0.00	0.00	1,500.00	1,500.00
10E007 ---- ---- -- -----		0.00	0.00	0.00	7,500.00	7,500.00

<u>Account Number</u>	<u>Account Level</u> <u>Description</u>	<u>July 2017-18</u> <u>Monthly Activity</u>	<u>2017-18</u> <u>FYTD Activity</u>	<u>Encumbered</u> <u>Amount</u>	<u>2017-18</u> <u>Revised Budget</u>	<u>2017-18 FYTD</u> <u>Unencumbered Bal</u>
1-----		1,755,677.56	1,755,677.56	110,426.37	22,274,248.00	20,408,144.07

Account Number	Account Level Description	July 2017-18 Monthly Activity	2017-18 FYTD Activity	Encumbered Amount	2017-18 Revised Budget	2017-18 FYTD Unencumbered Bal
20E000 2540 1160 00 000000	FAC-MAINT SALARY	5,103.58	5,103.58	0.00	59,489.00	54,385.42
20E000 2540 1180 00 000000	CUSTODIAN SALARY	47,099.25	47,099.25	0.00	546,463.00	499,363.75
20E000 2540 1200 00 000000	MOWING CREWS	4,036.00	4,036.00	0.00	52,000.00	47,964.00
20E000 2540 1210 00 000000	SUBSTITUTE CUSTODAN	719.92	719.92	0.00	28,000.00	27,280.08
20E000 2540 2210 00 000000	BD PD LIFE	367.00	367.00	0.00	1,117.00	750.00
20E000 2540 2220 00 000000	BD PD MEDICAL	10,615.64	10,615.64	0.00	132,520.00	121,904.36
20E000 2540 3210 00 000000	SANITATION SERV	1,750.00	1,750.00	19,250.00	25,000.00	4,000.00
20E000 2540 3220 00 000000	BLDG REPAIR & MAINT	0.00	0.00	0.00	20,000.00	20,000.00
20E000 2540 3230 00 000000	HVAC REP & MAINT	3,001.50	3,001.50	7,190.50	60,000.00	49,808.00
20E000 2540 3240 00 000000	GROUNDS PURC SERVICES	4,500.00	4,500.00	0.00	35,000.00	30,500.00
20E000 2540 3320 00 000000	TRAVEL & REL COSTS	0.00	0.00	0.00	1,000.00	1,000.00
20E000 2540 3400 00 000000	TELEPHONE	190.62	190.62	0.00	2,045.00	1,854.38
20E000 2540 3700 00 000000	WAREHOUSE WATER	6.47	6.47	0.00	200.00	193.53
20E000 2540 4100 00 000000	SUPPLIES	198.50	198.50	741.22	20,000.00	19,060.28
20E000 2540 4650 00 000000	WAREHOUSE GAS	93.38	93.38	0.00	2,000.00	1,906.62
20E000 2540 4660 00 000000	WAREHOUSE ELECTRIC	131.25	131.25	0.00	3,000.00	2,868.75
20E000 2540 4900 00 000000	GROUNDS SUPPLIES	1,769.12	1,769.12	0.00	15,000.00	13,230.88
20E000 2540 5410 00 000000	CAP OUT/NEW EQUIP	0.00	0.00	0.00	10,000.00	10,000.00
20E000 2540 5420 00 000000	CAP OUT/REPLCMT	0.00	0.00	0.00	16,000.00	16,000.00
20E000 2540 7000 00 000000	EQUIPMENT	5,150.36	5,150.36	0.00	10,000.00	4,849.64
20E000 ---- ---- -- -----		84,732.59	84,732.59	27,181.72	1,038,834.00	926,919.69
20E001 2540 3230 00 000000	HS BLD REPAIR & MAINTENANCE	405.95	405.95	538.00	30,000.00	29,056.05
20E001 2540 3700 00 000000	HS WATER	661.60	661.60	0.00	8,000.00	7,338.40
20E001 2540 4100 00 000000	HS O/M SUPPLIES	5,063.88	5,063.88	1,431.56	40,000.00	33,504.56
20E001 2540 4650 00 000000	HS GAS	3,241.33	3,241.33	0.00	60,000.00	56,758.67
20E001 2540 4660 00 000000	HS ELECTRIC	18,247.59	18,247.59	0.00	175,000.00	156,752.41
20E001 ---- ---- -- -----		27,620.35	27,620.35	1,969.56	313,000.00	283,410.09
20E002 2540 3230 00 000000	JH BLD REPAIR & MAINTENANCE	80.00	80.00	263.20	15,000.00	14,656.80
20E002 2540 3700 00 000000	JRH WATER	463.97	463.97	0.00	6,000.00	5,536.03
20E002 2540 4100 00 000000	JRH O/M SUPPLIES	1,771.28	1,771.28	1,041.55	25,000.00	22,187.17
20E002 2540 4650 00 000000	JRH GAS	500.31	500.31	0.00	20,000.00	19,499.69
20E002 2540 4660 00 000000	JRH ELECTRIC	3,631.31	3,631.31	0.00	40,000.00	36,368.69
20E002 ---- ---- -- -----		6,446.87	6,446.87	1,304.75	106,000.00	98,248.38
20E003 2540 3230 00 000000	LT BLD REPAIR & MAINTENANCE	175.00	175.00	5,365.00	15,000.00	9,460.00
20E003 2540 3700 00 000000	LT WATER	446.96	446.96	0.00	5,000.00	4,553.04
20E003 2540 4100 00 000000	LT O/M SUPPLIES	410.90	410.90	4,499.12	24,000.00	19,089.98
20E003 2540 4650 00 000000	LT GAS	533.75	533.75	0.00	11,000.00	10,466.25

Account Number	Account Level Description	July 2017-18 Monthly Activity	2017-18 FYTD Activity	Encumbered Amount	2017-18 Revised Budget	2017-18 FYTD Unencumbered Bal
20E003 2540 4660 00 000000	LT ELECTRIC	2,106.13	2,106.13	0.00	55,000.00	52,893.87
20E003 ---- ---- -- -----		3,672.74	3,672.74	9,864.12	110,000.00	96,463.14
20E004 2540 3230 00 000000	SANG BLD REPAIR & MAINTENANCE	0.00	0.00	443.50	10,000.00	9,556.50
20E004 2540 3700 00 000000	SANGAMON WATER	332.65	332.65	0.00	3,200.00	2,867.35
20E004 2540 4100 00 000000	SANG O/M SUPPLIES	2,870.25	2,870.25	153.60	15,000.00	11,976.15
20E004 2540 4650 00 000000	SANGAMON GAS	212.86	212.86	0.00	20,000.00	19,787.14
20E004 2540 4660 00 000000	SANGAMON ELECTRIC	1,659.55	1,659.55	0.00	20,000.00	18,340.45
20E004 ---- ---- -- -----		5,075.31	5,075.31	597.10	68,200.00	62,527.59
20E005 2540 3230 00 000000	MT BLD REPAIR & MAINTENANCE	0.00	0.00	0.00	8,000.00	8,000.00
20E005 2540 3700 00 000000	MT WATER	152.74	152.74	0.00	2,000.00	1,847.26
20E005 2540 4100 00 000000	MT O/M SUPPLIES	3,268.97	3,268.97	0.00	10,000.00	6,731.03
20E005 2540 4650 00 000000	MT GAS	206.50	206.50	0.00	10,000.00	9,793.50
20E005 2540 4660 00 000000	MT ELECTRIC	4,936.98	4,936.98	0.00	55,000.00	50,063.02
20E005 ---- ---- -- -----		8,565.19	8,565.19	0.00	85,000.00	76,434.81
20E006 2540 1170 00 000000	FIELD HOUSE SALARY	0.00	0.00	0.00	2,000.00	2,000.00
20E006 2540 3230 00 000000	FIELD HOUSE SERVICES	0.00	0.00	0.00	1,000.00	1,000.00
20E006 ---- ---- -- -----		0.00	0.00	0.00	3,000.00	3,000.00
20E007 2540 4650 00 000000	CAIR GAS	106.23	106.23	0.00	3,000.00	2,893.77
20E007 2540 4660 00 000000	CAIR ELECTRIC	407.10	407.10	0.00	7,500.00	7,092.90
20E007 ---- ---- -- -----		513.33	513.33	0.00	10,500.00	9,986.67
2----- ---- ---- -- -----		136,626.38	136,626.38	40,917.25	1,734,534.00	1,556,990.37

Account Number	Account Level Description	July 2017-18 Monthly Activity	2017-18 FYTD Activity	Encumbered Amount	2017-18 Revised Budget	2017-18 FYTD Unencumbered Bal
30E000 5270 6200 00 000000	BOND INTEREST	0.00	0.00	0.00	1,521,510.00	1,521,510.00
30E000 5270 6270 00 000000	UTILITY TRACTOR INTEREST	0.00	0.00	0.00	46.00	46.00
30E000 5300 6900 00 000000	MISC SERVICE CHG	7,272.86	7,272.86	79,473.54	125,000.00	38,253.60
30E000 5370 6100 00 000000	BOND PRINC	0.00	0.00	0.00	3,505,000.00	3,505,000.00
30E000 5370 6170 00 000000	UTILITY TRACTOR PRINCIPAL	0.00	0.00	0.00	4,728.00	4,728.00
30E000 5370 6180 00 000000	DELL SERVER PRINCIPAL	0.00	0.00	0.00	24,963.00	24,963.00
30E000 5370 6190 00 000000	FIREWALL PRINCIPAL	12,188.17	12,188.17	0.00	0.00	-12,188.17
30E000 8140 7000 00 000000	PERM TRANS B&I	0.00	0.00	0.00	2,500.00	2,500.00
30E000 ---- ---- -- -----		19,461.03	19,461.03	79,473.54	5,183,747.00	5,084,812.43
3----- ---- ---- -- -----		19,461.03	19,461.03	79,473.54	5,183,747.00	5,084,812.43

Account Number	Account Level Description	July 2017-18 Monthly Activity	2017-18 FYTD Activity	Encumbered Amount	2017-18 Revised Budget	2017-18 FYTD Unencumbered Bal
40E000 2550 1280 00 000000	BUS MONITOR	1,212.86	1,212.86	0.00	45,000.00	43,787.14
40E000 2550 1410 00 000000	TRANS DIRECTOR	4,680.00	4,680.00	0.00	53,602.00	48,922.00
40E000 2550 1420 00 000000	TRANS OFFICE	1,963.50	1,963.50	0.00	35,000.00	33,036.50
40E000 2550 1440 00 000000	REG DRIVERS SALARY	14,757.30	14,757.30	0.00	297,113.00	282,355.70
40E000 2550 1450 00 000000	SP ED DRIVERS SALARY	7,087.71	7,087.71	0.00	140,944.00	133,856.29
40E000 2550 1460 00 000000	DRIVERS EXTRA TRIP	655.02	655.02	0.00	46,294.00	45,638.98
40E000 2550 1470 00 000000	SIT TIME	111.43	111.43	0.00	29,960.00	29,848.57
40E000 2550 2120 00 000000	IMRF	0.00	0.00	0.00	7,997.00	7,997.00
40E000 2550 2210 00 000000	BD PD LIFE INS	50.40	50.40	0.00	633.00	582.60
40E000 2550 2220 00 000000	BD PD MED/CANCER	700.00	700.00	0.00	8,212.00	7,512.00
40E000 2550 3140 00 000000	PURCH SERV	791.87	791.87	393.47	15,000.00	13,814.66
40E000 2550 3230 00 000000	REPAIR & MAINT	2,854.89	2,854.89	3,798.56	50,000.00	43,346.55
40E000 2550 3250 00 000000	BUS LEASE PAYMENTS	264,604.00	264,604.00	0.00	257,755.00	-6,849.00
40E000 2550 3310 00 000000	SPEC ED TRANSPORT	0.00	0.00	0.00	5,000.00	5,000.00
40E000 2550 3320 00 000000	TRAVEL & REL COSTS	0.00	0.00	0.00	500.00	500.00
40E000 2550 3420 00 000000	TELEPHONE	386.76	386.76	288.75	5,000.00	4,324.49
40E000 2550 4100 00 000000	GEN OFFICE SUPPLIES	10.58	10.58	46.77	5,000.00	4,942.65
40E000 2550 4120 00 000000	SHOP SUPPLIES	718.20	718.20	742.56	4,500.00	3,039.24
40E000 2550 4130 00 000000	BUS SUPPLIES	1,984.49	1,984.49	1,216.61	30,000.00	26,798.90
40E000 2550 4140 00 000000	DDISTRICT SUPPLIES	204.31	204.31	0.00	6,000.00	5,795.69
40E000 2550 4630 00 000000	OTHER GAS & OIL	2,145.64	2,145.64	0.00	15,000.00	12,854.36
40E000 2550 4640 00 000000	BUS GASOLINE	4,569.84	4,569.84	0.00	115,000.00	110,430.16
40E000 2550 4650 00 000000	GAS UTILITIES	203.73	203.73	0.00	5,000.00	4,796.27
40E000 2550 4660 00 000000	ELECTRICITY	299.29	299.29	0.00	7,000.00	6,700.71
40E000 2550 4690 00 000000	WATER	34.25	34.25	0.00	500.00	465.75
40E000 2550 5300 00 000000	TRANS IMPROV SITE	0.00	0.00	0.00	3,000.00	3,000.00
40E000 2550 5410 00 000000	CAPITAL OUTLAY/NEW	0.00	0.00	0.00	10,000.00	10,000.00
40E000 2550 5420 00 000000	CAP OUTLAY/REPLACMT	0.00	0.00	0.00	10,000.00	10,000.00
40E000 2550 7000 00 000000	EQUIPMENT	1,678.00	1,678.00	0.00	5,000.00	3,322.00
40E000 5400 6900 00 000000	VEHICLE LEASE	650.70	650.70	7,157.70	7,808.00	-0.40
40E000 5401 6900 00 000000	RADIO LEASE	0.00	0.00	0.00	11,265.00	11,265.00
40E000 ---- ---- -- -----		312,354.77	312,354.77	13,644.42	1,233,083.00	907,083.81
4----- ---- ---- -- -----		312,354.77	312,354.77	13,644.42	1,233,083.00	907,083.81

Account Number	Account Level Description	July 2017-18 Monthly Activity	2017-18 FYTD Activity	Encumbered Amount	2017-18 Revised Budget	2017-18 FYTD Unencumbered Bal
50E000 1110 2120 00 000000	ELEM COMP/SCIENCE AIDE IMRF	272.88	272.88	0.00	4,808.00	4,535.12
50E000 1110 2120 01 000000	KIDS CLUB IMRF	0.00	0.00	0.00	1,170.00	1,170.00
50E000 1110 2120 12 000000	BLAST IMRF	495.92	495.92	0.00	0.00	-495.92
50E000 1110 2130 00 000000	FICA-ELEM AIDE/BOARD PD	113.76	113.76	0.00	1,585.00	1,471.24
50E000 1110 2130 01 000000	KIDS CLUB FICA	0.00	0.00	0.00	6,042.00	6,042.00
50E000 1110 2130 12 000000	BLAST FICA	140.34	140.34	0.00	0.00	-140.34
50E000 1110 2140 00 000000	MEDICRE-EL SUB/BD PD	3,753.43	3,753.43	0.00	45,767.00	42,013.57
50E000 1110 2140 01 000000	KIDS CLUB MEDICARE	0.00	0.00	0.00	1,413.00	1,413.00
50E000 1110 2140 12 000000	BLAST MEDICARE	32.82	32.82	0.00	0.00	-32.82
50E000 1150 2120 06 000000	TECH DIRECTOR IMRF	752.66	752.66	0.00	0.00	-752.66
50E000 1150 2130 00 000000	TECH DIR FICA	0.00	0.00	0.00	90.00	90.00
50E000 1150 2130 06 000000	TECH FICA/MEDICARE	559.00	559.00	0.00	0.00	-559.00
50E000 1150 2140 00 000000	TECH DIR MEDICARE	0.00	0.00	0.00	1,600.00	1,600.00
50E000 1150 2140 06 000000	TECH MEDICARE	205.15	205.15	0.00	0.00	-205.15
50E000 1220 2120 10 000000	SPEC ED IMRF	9,056.48	9,056.48	0.00	121,851.00	112,794.52
50E000 1220 2120 10 004600	SPEC ED PREK FLOW THROUGH IMRF	231.48	231.48	0.00	2,986.00	2,754.52
50E000 1220 2120 10 004620	SPEC ED AIDE SEC (RM)	6,264.35	6,264.35	0.00	75,686.00	69,421.65
50E000 1220 2130 10 000000	SPEC ED FICA	3,777.29	3,777.29	0.00	52,647.00	48,869.71
50E000 1220 2130 10 004600	EARLY CHILDHOOD SAL (FR)	96.00	96.00	0.00	1,256.00	1,160.00
50E000 1220 2130 10 004620	SPEC ED AIDE SEC (FR)	2,490.58	2,490.58	0.00	30,352.00	27,861.42
50E000 1220 2140 10 000000	SPEC ED MEDICARE	3,294.77	3,294.77	0.00	41,280.00	37,985.23
50E000 1220 2140 10 004600	EARLY CHILDHOOD SAL (MR)	22.46	22.46	0.00	294.00	271.54
50E000 1220 2140 10 004620	SPEC ED AIDE IDEA (MR)	582.48	582.48	0.00	7,098.00	6,515.52
50E000 1240 2120 10 000000	MEDICAID MATCHING IMRF	0.00	0.00	0.00	563.00	563.00
50E000 1240 2130 10 000000	MEDICAID MATCHING FICA/MEDICAR	0.00	0.00	0.00	231.00	231.00
50E000 1240 2140 10 000000	MEDICAID MEDICARE	0.00	0.00	0.00	126.00	126.00
50E000 1250 2120 00 004300	IMRF-TITLE I/BD PD	58.48	58.48	0.00	225.00	166.52
50E000 1250 2130 00 004300	TITLE I IMP INSTR SAL (FR)	24.60	24.60	0.00	96.00	71.40
50E000 1250 2140 00 004300	TITLE I MEDICARE	119.47	119.47	0.00	573.00	453.53
50E000 1252 2140 00 004932	TITLE II SALARIES (MR)	45.68	45.68	0.00	543.00	497.32
50E000 1650 2140 00 000000	MEDICRE-GIFTED/BD PD	48.80	48.80	0.00	1,108.00	1,059.20
50E000 2130 2120 00 000000	IMRF-HEALTH/BD PD	789.52	789.52	0.00	9,149.00	8,359.48
50E000 2130 2130 00 000000	FICA-HEALTH/BD PD	317.92	317.92	0.00	3,664.00	3,346.08
50E000 2130 2140 00 000000	HEALTH MEDICARE	74.32	74.32	0.00	857.00	782.68
50E000 2150 2140 00 000000	MEDICRE-SPEECH/BD PD	292.78	292.78	0.00	3,957.00	3,664.22
50E000 2210 2120 00 000000	STAFF DEV/IMRF	0.00	0.00	0.00	684.00	684.00
50E000 2210 2130 00 000000	STAFF DEV/IMP INST	20.46	20.46	0.00	378.00	357.54
50E000 2210 2130 00 004300	TITLE I STAFF DEV SUBS (FR)	0.00	0.00	0.00	24.00	24.00
50E000 2210 2140 00 000000	STAFF DEV/IMP INST	4.79	4.79	0.00	525.00	520.21
50E000 2210 2140 00 004300	TITLE I STAFF DEV SUBS (MR)	0.00	0.00	0.00	262.00	262.00

Account Number	Account Level Description	July 2017-18 Monthly Activity	2017-18 FYTD Activity	Encumbered Amount	2017-18 Revised Budget	2017-18 FYTD Unencumbered Bal
50E000 2220 2120 00 000000	IMRF-LIB AIDE/BD PD	245.66	245.66	0.00	3,021.00	2,775.34
50E000 2220 2130 00 000000	FICA-LIB AIDE/BD PD	90.08	90.08	0.00	3,766.00	3,675.92
50E000 2220 2140 00 000000	JH LIBRARY	221.07	221.07	0.00	2,702.00	2,480.93
50E000 2300 2140 00 004300	TITLE I ADMIN MEDICARE	0.00	0.00	0.00	114.00	114.00
50E000 2310 2130 00 000000	BD OF ED SECRETARY FICA	18.08	18.08	0.00	56.00	37.92
50E000 2310 2140 00 000000	BD OF ED SECRETARY MEDICARE	4.23	4.23	0.00	13.00	8.77
50E000 2320 2120 00 000000	IMRF-SUPT SEC/BD PD	600.64	600.64	0.00	7,202.00	6,601.36
50E000 2320 2130 00 000000	FICA-SUPT SEC/BD PD	978.33	978.33	0.00	2,904.00	1,925.67
50E000 2320 2140 00 000000	MEDICRE-SUPT/BD PD	546.39	546.39	0.00	4,556.00	4,009.61
50E000 2410 2120 00 000000	IMRF-PRIN SEC/BD PD	4,492.14	4,492.14	0.00	48,819.00	44,326.86
50E000 2410 2120 00 004870	ARRA 2 SALARY (RM)	0.00	0.00	0.00	302.00	302.00
50E000 2410 2130 00 000000	FICA-PRIN SEC/BD PD	1,740.37	1,740.37	0.00	20,476.00	18,735.63
50E000 2410 2130 00 004870	ARRA 2 SALARY (FR)	0.00	0.00	0.00	128.00	128.00
50E000 2410 2140 00 000000	MEDICRE-PRIN/BD PD	407.05	407.05	0.00	4,789.00	4,381.95
50E000 2410 2140 00 004870	ARRA 2 SALARY (MR)	0.00	0.00	0.00	30.00	30.00
50E000 2520 2120 00 000000	IMRF-BUS SVC/BD PD	2,107.12	2,107.12	0.00	24,800.00	22,692.88
50E000 2520 2130 00 000000	FICA-BUS SVC/BD PD	860.58	860.58	0.00	10,212.00	9,351.42
50E000 2520 2140 00 000000	BUS SERVICES SALARY (MR)	297.76	297.76	0.00	3,540.00	3,242.24
50E000 2540 2120 00 000000	IMRF-BLDG/BOARD PD	7,718.75	7,718.75	0.00	95,886.00	88,167.25
50E000 2540 2130 00 000000	FICA-BLDG/BOARD PD	3,339.94	3,339.94	0.00	41,754.00	38,414.06
50E000 2540 2140 00 000000	SUMMER MEDICARE	781.14	781.14	0.00	9,765.00	8,983.86
50E000 2550 2120 00 000000	IMRF-TRANS/BOARD PD	4,307.47	4,307.47	0.00	71,920.00	67,612.53
50E000 2550 2130 00 000000	FICA-TRANS/BOARD PD	1,817.18	1,817.18	0.00	39,053.00	37,235.82
50E000 2550 2140 00 000000	REG DRIVERS MEDICARE	424.99	424.99	0.00	9,133.00	8,708.01
50E000 2560 2120 00 000000	IMRF-CAFE/BOARD PD	0.00	0.00	0.00	9,095.00	9,095.00
50E000 2560 2130 00 000000	FICA-CAFE/BOARD PD	0.00	0.00	0.00	6,759.00	6,759.00
50E000 2560 2140 00 000000	LUNCHRM AIDE MEDICARE	0.00	0.00	0.00	1,580.00	1,580.00
50E000 ---- ---- -- -----		64,937.64	64,937.64	0.00	841,265.00	776,327.36
50E001 1130 2120 00 000000	IMRF-HS/BOARD PAID	0.00	0.00	0.00	43.00	43.00
50E001 1130 2130 00 000000	FICA-HS/BOARD PAID	0.00	0.00	0.00	199.00	199.00
50E001 1130 2140 00 000000	MEDICRE-HS SUB/BD PD	2,355.71	2,355.71	0.00	27,145.00	24,789.29
50E001 1410 2140 00 000000	F/C STUDIES MEDICARE	106.42	106.42	0.00	1,188.00	1,081.58
50E001 1420 2140 08 000000	AG ED MEDICARE	65.44	65.44	0.00	781.00	715.56
50E001 1440 2140 00 000000	BUSINESS ED MEDICARE	85.54	85.54	0.00	1,027.00	941.46
50E001 1450 2140 00 000000	IND ARTS MEDICARE	107.46	107.46	0.00	1,287.00	1,179.54
50E001 1501 2130 04 000000	MUSIC FICA/MEDICARE	0.00	0.00	0.00	188.00	188.00
50E001 1501 2140 04 000000	MUSIC MEDICARE	411.60	411.60	0.00	4,941.00	4,529.40
50E001 1510 2120 02 000000	HS ATHLETICS IMRF	54.88	54.88	0.00	1,035.00	980.12
50E001 1510 2130 02 000000	HS ATHLETICS FICA/MEDICARE	56.03	56.03	0.00	4,844.00	4,787.97

Account Number	Account Level Description	July 2017-18 Monthly Activity	2017-18 FYTD Activity	Encumbered Amount	2017-18 Revised Budget	2017-18 FYTD Unencumbered Bal
50E001 1510 2140 02 000000	HS ATHLETICS MEDICARE	144.32	144.32	0.00	2,910.00	2,765.68
50E001 1600 2140 00 000000	HS SUMMER SCHOOL MEDICARE	125.85	125.85	0.00	258.00	132.15
50E001 1700 2140 00 000000	DR ED MEDICARE	150.78	150.78	0.00	707.00	556.22
50E001 2120 2120 00 000000	HS GUIDANCE IMRF	1,009.29	1,009.29	0.00	11,649.00	10,639.71
50E001 2120 2130 00 000000	HS GUIDANCE FICA/MEDICARE	419.97	419.97	0.00	4,891.00	4,471.03
50E001 2120 2140 00 000000	HS GUIDANCE MEDICARE	283.59	283.59	0.00	3,357.00	3,073.41
50E001 2220 2140 00 000000	HS LIBRARY MEDICARE	58.02	58.02	0.00	683.00	624.98
50E001 2410 2140 00 000000	HS PRINCIPAL SECY MEDICARE	352.02	352.02	0.00	4,186.00	3,833.98
50E001 ---- ---- -- -----		5,786.92	5,786.92	0.00	71,319.00	65,532.08
50E002 1120 2120 00 000000	IMRF-JH AIDE/BOARD PD	17.86	17.86	0.00	193.00	175.14
50E002 1120 2130 00 000000	FICA-JH AIDE/BOARD PD	7.64	7.64	0.00	473.00	465.36
50E002 1120 2140 00 000000	MEDICRE-JH SUB/BD PD	1,962.77	1,962.77	0.00	24,095.00	22,132.23
50E002 1501 2140 04 000000	JH MUSIC MEDICARE	0.00	0.00	0.00	8.00	8.00
50E002 1540 2120 02 000000		39.20	39.20	0.00	0.00	-39.20
50E002 1540 2130 02 000000	JH ATHLETICS FICA/MEDICARE	15.08	15.08	0.00	2,128.00	2,112.92
50E002 1540 2140 02 000000	JH ATHLETICS MEDICARE	61.87	61.87	0.00	1,216.00	1,154.13
50E002 1600 2140 00 000000	JH SUMMER SCHOOL MEDICARE	0.00	0.00	0.00	50.00	50.00
50E002 2220 2140 00 000000	JH LIBRARY MEDICARE	65.54	65.54	0.00	792.00	726.46
50E002 2410 2140 00 000000	JH PRINCIPAL SECY MEDICARE	204.88	204.88	0.00	2,416.00	2,211.12
50E002 ---- ---- -- -----		2,374.84	2,374.84	0.00	31,371.00	28,996.16
50E003 1250 2120 00 004300	TITLE I IMRF	127.26	127.26	0.00	1,226.00	1,098.74
50E003 1250 2130 00 004300	TITLE I FICA	69.16	69.16	0.00	524.00	454.84
50E003 1250 2140 00 004300	TITLE I MEDICARE	16.18	16.18	0.00	122.00	105.82
50E003 2410 2140 00 000000	LT PRINCIPAL SECY MEDICARE	215.36	215.36	0.00	2,420.00	2,204.64
50E003 ---- ---- -- -----		427.96	427.96	0.00	4,292.00	3,864.04
50E004 1250 2120 00 004300	TITLE I SANGAMON IMRF	45.46	45.46	0.00	366.00	320.54
50E004 1250 2130 00 004300	TITLE I SANGAMON FICA/MEDICARE	58.32	58.32	0.00	313.00	254.68
50E004 1250 2140 00 004300	TITLE I SANGAMON MEDICARE	97.74	97.74	0.00	1,089.00	991.26
50E004 2410 2130 00 000000		230.13	230.13	0.00	0.00	-230.13
50E004 2410 2140 00 000000	SANG PRINCIPAL SECY MEDICARE	107.64	107.64	0.00	1,622.00	1,514.36
50E004 ---- ---- -- -----		539.29	539.29	0.00	3,390.00	2,850.71
50E005 1125 2140 00 003705	MEDICRE-PRE-K/BD PD	0.00	0.00	0.00	13.00	13.00
50E005 2410 2140 00 000000	MECC PRINCIPAL SECY MEDICARE	105.08	105.08	0.00	1,233.00	1,127.92
50E005 ---- ---- -- -----		105.08	105.08	0.00	1,246.00	1,140.92
50E006 2540 2120 00 000000	FIELD HOUSE IMRF	0.00	0.00	0.00	96.00	96.00

Account Number	Account Level Description	July 2017-18 Monthly Activity	2017-18 FYTD Activity	Encumbered Amount	2017-18 Revised Budget	2017-18 FYTD Unencumbered Bal
50E006 2540 2130 00 000000	FIELD HOUSE FICA/MEDICARE	0.00	0.00	0.00	83.00	83.00
50E006 2540 2140 00 000000	FIELD HOUSE MEDICARE	0.00	0.00	0.00	19.00	19.00
50E006 ---- ---- -- -----		0.00	0.00	0.00	198.00	198.00
5----- ---- ---- -- -----		74,171.73	74,171.73	0.00	953,081.00	878,909.27

Account Number	Account Level Description	July 2017-18 Monthly Activity	2017-18 FYTD Activity	Encumbered Amount	2017-18 Revised Budget	2017-18 FYTD Unencumbered Bal
60E000 2530 5200 00 000000	CAPITAL OUTLAY ARBDS	0.00	0.00	0.00	117,706.00	117,706.00
60E000 2530 5400 00 000000	CAPITAL OUTLAY ST	0.00	0.00	20,904.60	450,000.00	429,095.40
60E000 8990 6900 00 000000	PERMANENT TRANSFER	0.00	0.00	0.00	2,016,889.00	2,016,889.00
60E000 ---- ---- -- -----		0.00	0.00	20,904.60	2,584,595.00	2,563,690.40
60E001 2530 5400 00 000000	CAPITAL PROJECTS - MSHS	0.00	0.00	0.00	1,500,000.00	1,500,000.00
60E001 ---- ---- -- -----		0.00	0.00	0.00	1,500,000.00	1,500,000.00
60E002 2530 5400 00 000000	CAPITAL PROJECTS - MSJH	0.00	0.00	7,190.50	100,000.00	92,809.50
60E002 ---- ---- -- -----		0.00	0.00	7,190.50	100,000.00	92,809.50
60E003 2530 5400 00 000000	CAPITAL PROJECTS - LT	3,250.00	3,250.00	11,350.00	100,000.00	85,400.00
60E003 ---- ---- -- -----		3,250.00	3,250.00	11,350.00	100,000.00	85,400.00
60E005 2530 5400 00 000000	CAPITAL PROJECTS - MPE	843,074.26	843,074.26	218,347.95	1,000,000.00	-61,422.21
60E005 ---- ---- -- -----		843,074.26	843,074.26	218,347.95	1,000,000.00	-61,422.21
6----- ---- ---- -- -----		846,324.26	846,324.26	257,793.05	5,284,595.00	4,180,477.69

Account Number	Account Level Description	July 2017-18 Monthly Activity	2017-18 FYTD Activity	Encumbered Amount	2017-18 Revised Budget	2017-18 FYTD Unencumbered Bal
70E000 8120 7000 00 000000	PERM TRANS INT	0.00	0.00	0.00	5,000.00	5,000.00
70E000 8130 7100 00 000000	PERM TRANSFER	250,000.00	250,000.00	0.00	125,000.00	-125,000.00
70E000 ---- ---- -- -----		250,000.00	250,000.00	0.00	130,000.00	-120,000.00
7----- ---- ---- -- -----		250,000.00	250,000.00	0.00	130,000.00	-120,000.00

Account Number	Account Level Description	July 2017-18 Monthly Activity	2017-18 FYTD Activity	Encumbered Amount	2017-18 Revised Budget	2017-18 FYTD Unencumbered Bal
80E000 2362 2330 00 000000	WORKMANS COMP INS	152,782.00	152,782.00	0.00	176,699.00	23,917.00
80E000 2363 2320 00 000000	UNEMPLOYMENT COMP	0.00	0.00	0.00	10,000.00	10,000.00
80E000 2364 3800 00 000000	LIABILITY PROPERTY INSURANCE	1,472.50	1,472.50	0.00	136,895.00	135,422.50
80E000 2367 3900 00 000000	TORT PURC SERVICES	10,026.24	10,026.24	41,900.04	400,000.00	348,073.72
80E000 2369 3180 00 000000	LEGAL SERVICES	4,633.16	4,633.16	0.00	25,000.00	20,366.84
80E000 ---- ---- -- -----		168,913.90	168,913.90	41,900.04	748,594.00	537,780.06
8----- ---- ---- -- -----		168,913.90	168,913.90	41,900.04	748,594.00	537,780.06

Account Number	Account Level Description	July 2017-18 Monthly Activity	2017-18 FYTD Activity	Encumbered Amount	2017-18 Revised Budget	2017-18 FYTD Unencumbered Bal
90E000 2530 5300 00 000000	IMPROV OF SITE	13,975.00	13,975.00	48,827.01	2,560,000.00	2,497,197.99
90E000 ---- ---- -- -----		13,975.00	13,975.00	48,827.01	2,560,000.00	2,497,197.99
9----- ---- ---- -- -----		13,975.00	13,975.00	48,827.01	2,560,000.00	2,497,197.99

<u>Account Number</u>	<u>Account Level</u> <u>Description</u>	<u>July 2017-18</u> <u>Monthly Activity</u>	<u>2017-18</u> <u>FYTD Activity</u>	<u>Encumbered</u> <u>Amount</u>	<u>2017-18</u> <u>Revised Budget</u>	<u>2017-18 FYTD</u> <u>Unencumbered Bal</u>
Grand Expense Totals		3,577,504.63	3,577,504.63	592,981.68	40,101,882.00	35,931,395.69

Number of Accounts: 559

***** End of report *****

**BOARD OF EDUCATION
MAHOMET-SEYMOUR COMMUNITY UNIT SCHOOL DISTRICT No. 3
Mahomet, Illinois**

Agenda Item No.: 9. B. 1.

Date: August 21, 2017

Presented by: Dr. Hall

ACTION

TOPIC:

Phase II Project Manager

BACKGROUND INFORMATION: On August 7, 2017, the Board of Education discussed the employment of Mr. Rick Johnston as project manager for Phase II of the construction of Middletown Prairie Elementary School. This action item is a culmination of that discussion, with a recommendation from the superintendent to approve the contract as presented.

SUPERINTENDENT'S RECOMMENDATION:

The Superintendent recommends the Board of Education *approve the Phase II Project Manager, not to exceed \$60,000* as presented.

DISTRICT PROJECT MANAGER CONTRACT

This Contract made and entered into this 21st day of August, 2017, by and between the Board of Education of Mahomet-Seymour Community Unit School District No. 3 (hereinafter referred to as “the Board”), and Rick D. Johnston (hereinafter referred to as “the Project Manager”);

WITNESSETH:

For and in consideration of the mutual promises hereinafter contained, it is covenanted and agreed by and between the parties as follows:

1. **Incorporation of Recitals.** The recitals contained in the preambles to this Agreement are full, true and correct and the parties hereby incorporate them into this Agreement by this reference.

2. **Term.** The Board hereby employs Rick D. Johnston as the Project Manager for days to be determined by the Superintendent of Schools between August 22, 2017 and August 21, 2018. Under no circumstances shall the Project Manager work more than seventy-nine (79) days or five hundred ninety-nine (599) hours during the term hereof.

3. **Duties.** The duties and responsibilities of the Project Manager shall be all those duties incident to the office of the Project Manager promulgated by the Board and all duties and responsibilities as from time to time may be assigned to the Project Manager by the Superintendent of Schools or the Board.

4. **Compensation.** The total salary paid to the Project Manager in any contract year shall not exceed the sum of Sixty Thousand and 00/100 Dollars (\$60,000.00). The Board agrees to pay the sum of Seven Hundred Fifty and 00/100 Dollars (\$750.00) per day for each day worked by the Project Manager, less customary and required withholdings. Said amount shall represent the total compensation to be received by the Project Manager under this Contract. The Board shall

not reimburse the Project Manager for any expenses incurred by him regarding the performance of duties hereunder, including without limitation travel, mileage or lodging. The payment of the salary shall be in accordance with the method of payment for administrators in the District. If this Agreement is terminated on a day other than the final day of the pay period, the Project Manager shall be paid for the number of days actually worked.

5. **Criminal Records Check.** Pursuant to 105 ILCS 5/10-21.9, boards of education are prohibited from knowingly employing a person who has been convicted of committing or attempting to commit the named crimes therein. If a fingerprint based criminal records check required by Illinois law is not completed at the time this Contract is signed, and the subsequent investigation report reveals there has been such a conviction, this Contract shall immediately become null and void.

6. **Termination by Agreement.** During the term of this Contract, the Board and the Project Manager may mutually agree, in writing, to terminate this Contract.

7. **Notice.** Any notice required under this Contract shall be in writing and shall become effective on the day of mailing thereof by First Class Mail, registered or certified mail, postage prepaid, return receipt requested, addressed:

To the Board:

President, Board of Education
Mahomet-Seymour C.U.S.D. No. 3
1301 S. Bulldog Drive
Mahomet, IL 61853

To the Project Manager

Rick D. Johnston
(The address listed in current
school district records)

8. **Extent of Agreement.** This Contract contains all the terms and provisions agreed upon by the parties with respect to the subject matter hereof and supersedes all prior agreements, arrangements, negotiations and communications between the parties, whether written or oral.

9. **Governing Law.** This Contract has been executed in Illinois, and shall be governed

in accordance with the laws of the State of Illinois in every respect.

IN WITNESS WHEREOF, the parties have caused this Contract to be executed in their respective names; and in the case of the Board, by its President, on the day and year first written above.

Rick D. Johnston

**BOARD OF EDUCATION,
MAHOMET-SEYMOUR COMMUNITY UNIT
SCHOOL DISTRICT NO. 3**

By: _____
President, Board of Education

ATTEST:

Secretary, Board of Education